

LEA Name: Carlisle Area SD
Address: 623 W Penn St
City: Carlisle, PA 17013

Class Size: 2

County: Cumberland
AUN Number: 115211103

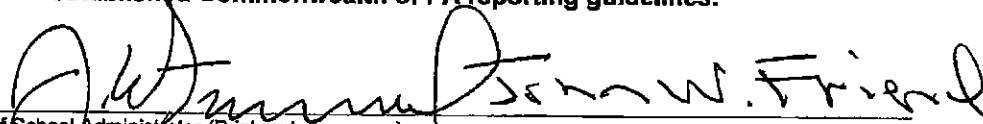
Pennsylvania Department of Education
Comptroller's Office


Annual Financial Report , PDE-2057


School District, AVTS/CTC, Special Program Jointures, and Charter School

For the Fiscal Year Ending
06/30/2011

CERTIFICATION: By signing this page I agree that the electronic file submitted is a complete and accurate statement of the financial operations and status of the local education agency for the fiscal year. It has been prepared in accordance with generally accepted accounting principles and established Commonwealth of PA reporting guidelines.


Chief School Administrator (Print and sign name)


Date


Board Secretary (Print and sign name)

10/31/11
Date

Kathy Fissel, Business Manager
Contact Person

(717) 240-6800 Ext. 16054
Contact Person Telephone Number

fisselk@carliseschools.org
Contact Person E-mail Address

(717) 240-6898
Contact Person Fax Number

Mail original signed coversheet to: Bureau of Commonwealth Accounting, Central Agencies and School Finance,
555 Walnut St - 9th Floor, Harrisburg, PA 17101 ATTN: AFR

School: 115211103 Carlisle Area SD
County: Cumberland Printed 10/31/2011 1:48:41

Contact Information: Kathy Fissel, Business Manager
7172406800 Extension: 16054
fisselk@carliseschools.org

Index	Validation Failed	Amount
10034	Balance Sheet Govt Funds: Data has been entered for Fund 32, Line 0400 - Due to Other Funds. Transfers out of Fund 32 into any other fund of the district are not allowable. Provide an explanation for reporting an amount as Due to Other Funds. NAG Fund 32, Line 0400	334,130.00

Justification: The reimbursement is due to the General Fund for payments made on a P-card, and cash was automatically withdrawn from the Gen Fund Checking Acct to pay Visa. Other funds then reimburse the GF.

10076	Statement of Revenues, Expenditures, and Changes in Fund Balances Govt Funds: Account total 0050 has an amount entered for a prior period adjustment. Please provide an explanation for this entry. Reg. Total 0050	20.00
-------	--	-------

Justification: BBF error from FY10, rounding

10193	Revenues, Expenses, And Changes in Fund Assets - Object 300 is greater than object 500. Purchased services for food service contracted services should be coded to objects 571 and 572. Correct or enter a justification. REP Object 300 REP Object 500	3,502.00 2,650.00
	Justification: We do not use a Food Service Mgmt Contracts: 300 - Conference Exp & Tech Spl Svc: 500 - Travel Reimb & Professional Printing Fees	

Amounts Expressed in Whole Dollars

	General (10)	Public Purpose Trust (27)	Other Compt Approved (28)	Athletic/ Activity (29)	Capital Reserve (690, 1850) (31)
ASSETS					
Assets					
0100	Cash and Cash Equivalents	17,189,246			
0110	Investments				
0120	Taxes Receivable (Net)	2,521,648			
0130	Due From Other Funds	688,058			
0141	Due from Other Governments	949,735			
0142	State Revenue Receivable				
0143	Federal Revenue Receivable				
0145	Other Intergovernmental Revenue Receivable				
0146	Due From Primary Governments				
0147	Due From Component Units				
0150	Other Receivables (Include Bond Proceeds Receivable)	60,553			
0160	Advances to Other Funds (Long-Term Loans)				
0170	Inventories	15,893			
0180	Prepaid Expenses / Expenditures	5,316			
0190	Other Current Assets				
	TOTAL ASSETS	21,430,449			

Capital Reserve 1431 (32)	Other Capital Projects Funds (39)	Debt Service (40)	Permanent (90)	Total Governmental Funds	
					Assets
7,911,307	3,099,440			28,199,993	0100
7,518,511				7,518,511	0110
				2,521,648	0120
				888,058	0130
				949,735	0141
					0142
					0143
					0145
					0146
					0147
				60,553	0150
					0160
				15,893	0170
				5,316	0180
					0190
15,429,818	3,099,440			39,959,707	

Amounts Expressed in Whole Dollars

	General (10)	Public Purpose Trust (27)	Other Compt Approved (28)	Athletic/ Activity (29)	Capital Reserve (690, 1850) (31)
LIABILITIES AND FUND BALANCES					
Liabilities					
0400					
0411					
0412					
0413					
0420	2,797,392				
0430					
0440					
0450					
0461	3,571,168				
0462					
0470					
0480	761,019				
0490					
	7,129,579				
Fund Balances					
0810	21,209				
0820					
0830	5,133,836				
0840	285,123				
0850	8,860,702				
	14,300,870				
	21,430,449				

Capital Reserve 1431 (32)	Other Capital Projects Funds (39)	Debt Service (40)	Permanent (90)	Total Governmental Funds	
					Liabilities
334,130				334,130	0400
					0411
					0412
					0413
17,157	145,776			2,960,325	0420
					0430
					0440
					0450
				3,571,168	0461
					0462
					0470
				761,019	0480
					0490
351,287	145,776			7,626,642	
					Fund Balances
				21,209	0810
15,078,531	2,953,664			18,032,195	0820
				5,133,836	0830
				285,123	0840
				8,860,702	0850
15,078,531	2,953,664			32,333,065	
16,429,818	3,099,440			39,969,707	

Amounts Expressed in Whole Dollars

	General (10)	Public Purpose Trust (27)	Other Compt Approved (28)	Athletic/ Activity (29)	Capital Reserve 690, 1850 (31)
REVENUES					
6000 Local Sources	44,441,469				
7000 State Sources	18,716,043				
8000 Federal Sources	4,142,383				
TOTAL REVENUES	67,299,895				
EXPENDITURES					
1000 Instruction	34,957,700				
2000 Support Services	19,850,001				
3000 Noninstructional Services	1,077,846				
4000 Fac Acq, Const, and Imp	5,590				
5110 Debt Service (Principal & Interest)	5,143,733				
5130 Refund of Prior Year Receipts	66,035				
5140 Short Term Borrowing – Interests and Costs	46,892				
TOTAL EXPENDITURES	61,147,797				
EXCESS (DEFICIENCY) OF REVENUES OVER EXPENDITURES	6,152,098				
OTHER FINANCING SOURCES (USES)					
9110 Bonds Issued (Face Value) (Do not include Refunded Bonds)					
9120 Refunding Bonds Issued					
9130 Bond Premiums					
9200 Proceeds From Extended Term Financing					
9300 Interfund Transfers - IN (from other funds)	2,131,559				
9400 Sale / Compensation for Fixed Assets	8,227				
9710 Transfers from Component Unit					
9720 Transfers From Primary Govt					
9900 Other Financing Sources Not Listed (9000 Series)					
5120 Debt Service - Refunded Bond Issues (Pmt to Ref Bond Escrow Agent)					
5150 Bond Discounts					
5200 Interfund Transfers - Out (to other funds)	6,872,992				
5300 Transfers Involving Component Units					
TOTAL OTHER FINANCING SOURCES (USES)	(4,733,206)				

Capital Reserve 1431 (32)	Other Capital Projects Funds (39)	Debt Service (40)	Permanent (90)	Total Governmental Funds	
72,159	513,167			45,026,795	6000
	950,000			19,666,043	7000
	34,103			4,176,486	8000
72,159	1,497,270			68,869,324	
				34,957,700	1000
6,104				19,856,105	2000
				1,077,846	3000
3,523,123	5,408,331			8,937,044	4000
	1,044			5,144,777	5110
				66,035	5130
				46,892	5140
3,529,227	5,409,375			70,086,399	
(3,457,068)	(3,912,105)			(1,217,075)	
					9110
					9120
					9130
					9200
3,218,000	2,937,932			8,287,491	9300
				8,227	9400
					9710
					9720
					9900
					5120
					5150
				6,872,992	5200
					5300
3,218,000	2,937,932			1,422,726	

Amounts Expressed in Whole Dollars

	General (10)	Public Purpose Trust (27)	Other Compt Approved (28)	Athletic/ Activity (29)	Capital Reserve 690, 1850 (31)
SPECIAL AND EXTRAORDINARY ITEMS					
8888 Special Items					
8889 Extraordinary Items					
NET CHANGE IN FUND BALANCES	1,418,892				
0040 Fund Balance - Beginning of Fiscal Year	12,881,958				
0050 Prior Period Adjustment		20			
FUND BALANCE - END OF YEAR	14,300,870				

Capital Reserve 1431 (32)	Other Capital Projects Funds (39)	Debt Service (40)	Permanent (90)	Total Governmental Funds
				8888
				8889
(238,068)	(974,173)			205,651
15,317,599	3,927,837			32,127,394
				20
				0040
				0050
15,078,531	2,953,664			32,333,065

		Budgeted Amounts		Actual (Budgetary Basis)	Variance With Final Budget Positive (Negative)
		Original	Final		
REVENUES					
6000	Local Sources	42,158,103	42,213,883	44,441,469	2,227,586
7000	State Sources	20,915,242	20,882,855	18,716,043	(2,166,812)
8000	Federal Sources	1,372,271	2,607,786	4,142,383	1,534,597
TOTAL REVENUES		64,445,616	65,704,524	67,299,695	1,595,371
EXPENDITURES					
1100	Regular Programs	23,990,440	25,112,156	23,599,707	1,512,449
1200	Special Programs	8,084,770	7,435,192	7,262,708	172,484
1300	Vocational Programs	1,466,189	1,472,838	1,460,031	12,807
1400	Other Instructional Programs	1,750,802	1,622,207	1,939,563	(317,356)
1500	Nonpublic School Programs		4,488	4,488	
1600	Adult Education Programs	91,389	83,658	60,377	23,281
1700	Community/Junior College Programs	633,000	633,000	630,826	2,174
1800	Pre-Kindergarten				
2100	Pupil Personnel Services	3,077,842	3,204,783	3,036,061	168,702
2200	Instructional Staff Services	1,770,776	2,012,742	1,930,715	82,027
2300	Administrative Services	3,889,414	3,693,229	3,276,229	417,000
2400	Pupil Health	823,367	926,067	901,629	24,438
2500	Business Services	894,897	894,897	812,939	81,958
2600	Operation and Maintenance of Plant Services	5,618,102	5,818,102	4,905,715	712,387
2700	Student Transportation Services	2,776,585	2,783,485	2,894,350	(110,865)
2800	Central & Other Support Services	1,546,699	1,543,994	2,035,344	(491,350)
2900	Other Support Services	51,000	51,000	56,998	(5,998)
3100	Food Services				
3200	Student Activities	1,168,226	1,167,976	1,066,179	101,797
3300	Community Services		14,278	10,774	3,504
3400	Scholarships and Awards			893	(893)
4000	Fac Acq, Const, and Imp			5,590	(5,590)
5110	Debt Service (Principal & Interest)	5,395,000	5,395,000	5,143,733	251,267
5130	Refund of Prior Year Receipts			66,035	(66,035)
5140	Short Term Borrowing - Interests and Costs	47,012	47,012	46,892	120
TOTAL EXPENDITURES		62,873,510	63,716,104	61,147,796	2,568,308
EXCESS (DEFICIENCY) OF REVENUES OVER EXPENDITURES		1,572,106	1,988,420	6,152,099	4,163,679

Amounts Expressed in Whole Dollars

		Budgeted Amounts		Actual	Variance With
		Original	Final	(Budgetary Basis)	Final Budget Positive (Negative)
OTHER FINANCING SOURCES (USES)					
9100	Sale of Bonds				
9200	Proceeds From Extended Term Financing				
9300	Interfund Transfers - IN (from other funds)			2,131,559	2,131,559
9400	Sale / Compensation for Fixed Assets			6,227	8,227
9700	Transfers from Comp Unit / Primary Govt				
9900	Other Financing Sources Not Listed (9000 Series)				
5120	Debt Service - Refunded Bond Issues				
5150	Bond Discounts				
5200	Interfund Transfers - Out (to other funds)	961,818	961,818	6,872,992	(5,911,174)
5300	Transfers Involving Component Units				
5900	Budgetary Reserve	610,000	1,026,314		1,026,314
TOTAL OTHER FINANCING SOURCES (USES)		(1,571,818)	(1,988,132)	(4,733,206)	(2,745,074)
SPECIAL AND EXTRAORDINARY ITEMS					
8888	Special Items				
8889	Extraordinary Items				
NET CHANGE IN FUND BALANCES					
0040	Fund Balance - Beginning of Fiscal Year	288	288	1,418,893	1,418,605
0050	Prior Period Adjustment			20	20
FUND BALANCE - END OF YEAR		288	288	14,300,871	14,300,583

Amounts Expressed in Whole Dollars

	Food Service (51)	Child Care Operations (52)	Other Enterprise Funds (58)	TOTAL	Internal Service (60)
ASSETS					
Current Assets:					
0100 Cash and Cash Equivalents	21,444			21,444	3,958,954
0110 Investments					
0130 Due From Other Funds					
0141 Due from Other Governments	119,657			119,657	
0146 Due From Primary Governments					
0147 Due From Component Units					
0150 Other Receivables (Include Bond Proceeds Receivable)	10,762			10,762	
0170 Inventories	38,283			38,283	
0180 Prepaid Expenses / Expenditures					
0190 Other Current Assets					
Total Current Assets	190,146			190,146	3,958,954
Noncurrent Assets:					
0108 Restricted Cash and Cash Equivalents					
0160 Advances to Other Funds (Long-Term Loans)					
0211 Land					
0212 Site Improvements (net)					
0220 Building & Building Improvements (net)					
0230 Furniture & Equipment (net)	592,384			592,384	
0250 Construction in Progress					
0260 LT Prepayments (net Acc Amort LT Prepayments)					
Total NonCurrent Assets	592,384			592,384	
TOTAL ASSETS	782,530			782,530	3,958,954

Amounts Expressed in Whole Dollars

	Food Service (51)	Child Care Operations (52)	Other Enterprise Funds (58)	TOTAL	Internal Service (60)
--	----------------------	-------------------------------	--------------------------------	-------	--------------------------

LIABILITIES

Current Liabilities:

0400	Due to Other Funds		340,128	340,128	
0411	Due to Other Governments				
0413	Due to Component Units				
0420	Accounts Payable		42,656	42,656	474,500
0430	Contracts Payable				
0440	Curr. Portion of LT Debt (incl. ST Comp Abs, OPEB)		5,706	5,706	
0450	Short-Term Payables				
0461	Accrued Salaries and Benefits				
0462	Payroll Deductions and Withholdings				
0480	Deferred Revenues				
0490	Other Current Liabilities				
Total Current Liabilities			388,490	388,490	474,500

Noncurrent Liabilities:

0470	Advances from Other Funds				
0510	Bonds Payable				
0520	Extended Term Financing Agreements Payable				
0530	Lease Purchase Obligations				
0540	LT Portion of Compensated Absences		54,060	54,060	
0550	Authority Lease Obligations				
0599	Other Long-Term Liabilities				
Total NonCurrent Liabilities			54,060	54,060	

TOTAL LIABILITIES			442,550	442,550	474,500
--------------------------	--	--	----------------	----------------	----------------

NET ASSETS

0791	Invested in Capital Assets Net of Related Debt		592,384	592,384	
0798	Restricted for Legal Purposes (0792-0798)				3,484,454
0799	Unrestricted		(252,404)	(252,404)	
TOTAL NET ASSETS			339,980	339,980	3,484,454

TOTAL LIABILITIES AND NET ASSETS			782,530	782,530	3,958,954
---	--	--	----------------	----------------	------------------

STATEMENT OF REVENUES, EXPENSES, AND CHANGES IN FUND NET ASSETS (REP)

Proprietary Funds

Page PRO-3A

Amounts Expressed in Whole Dollars

	Food Service (51)	Child Care Operations (52)	Other Enterprise Funds (58)	TOTAL	Internal Service (60)
OPERATING REVENUES					
6600 Food Service Revenue	1,029,455			1,029,455	
6900 Charges for Services					7,008,071
6999 Other Operating Revenues					
TOTAL OPERATING REVENUES	1,029,455			1,029,455	7,008,071
OPERATING EXPENSES					
100 Salaries	769,674			769,674	
200 Employee Benefits	261,724			261,724	6,334,513
300 Purchased Professional and Technical Service	3,502			3,502	73,473
400 Purchased Property Services	66,160			66,160	
500 Other Purchased Service	2,650			2,650	
600 Supplies	1,274,619			1,274,619	
700 Depreciation	220,396			220,396	
810 Dues and Fees	1,153			1,153	
890 Other Operating Expenditures					
TOTAL OPERATING EXPENSES	2,599,878			2,599,878	6,407,986
OPERATING INCOME (LOSS)	(1,570,423)			(1,570,423)	600,085
NONOPERATING REVENUES (EXPENSES)					
6500 Earnings on Investments	473			473	50,925
6921 Contributions and Donations - Private Sources	9,608			9,608	
6930 Gain / Loss on Sale of Fixed Assets					
6991 Refunds of Prior Year Expenditures					
7000 State Sources	120,164			120,164	
8000 Federal Sources	840,644			840,644	
820 Claims and Judgements					
830 Interest Expenses					
TOTAL NONOPERATING REVENUES (EXPENSES)	970,889			970,889	50,925
INCOME (LOSS) BEFORE CONTRIBUTIONS AND TRANSFERS	(599,534)			(599,534)	651,010

STATEMENT OF REVENUES, EXPENSES, AND CHANGES IN FUND NET ASSETS (REP)

Proprietary Funds

Page PRO-4A

Amounts Expressed in Whole Dollars

	Food Service (51)	Child Care Operations (52)	Other Enterprise Funds (58)	TOTAL	Internal Service (60)
CONTRIBUTIONS AND TRANSFERS					
6922 Capital Contributions					
9998 Transfers From (To) Component Units					
9999 Transfers In (Out)	717,060			717,060	(2,131,559)
CHANGE IN NET ASSETS	717,060			717,060	(2,131,559)
0041 Net Assets - Beginning of Fiscal Year	222,454			222,454	4,965,003
0057 Accounting Changes / Residual Equity Transfers					
0061 Prior Period Adjustment					
NET ASSETS - END OF YEAR	339,980			339,980	3,484,454

	Food Service (51)	Child Care Operations (52)	Other Enterprise Funds (58)	TOTAL	Internal Service (80)
Cash Flows From Operating Activities					
9937 Cash Received From Users	1,022,714			1,022,714	
9938 Cash Received From Assessments Made to Other Funds					7,008,071
9939 Cash Received From Earnings on Investments					
9940 Cash Received From Other Operating Revenue					
9941 Cash Payments to Employees For Services	1,065,500			1,065,500	84,535
9942 Cash Payments For Insurance Claims					6,273,951
9943 Cash Payments to Suppliers For Goods and Services	1,262,095			1,262,095	
9944 Cash Payments For Other Operating Expenses					
Net Cash Provided By (Used For) Operating Activities	(1,304,881)			(1,304,881)	649,585
Cash Flows From Non-Capital Financing Activities					
6000 Local Sources	9,608			9,608	
7000 State Sources	112,100			112,100	
8000 Federal Sources	665,546			665,546	
9917 Notes and Loans Received (Repaid)					
9918 Interest Paid on Notes/Loans (5100-830)					
9919 Operating Transfers In (Out)/Residual Equity Trans					
9920 Operating Transfers In (Out) Primary Government					
9921 Operating Transfers In (Out) Component Units	566,620			566,620	(5,631,559)
9922 Refund of Prior Year Expenditures (6991)					
Net Cash Prov By (Used for) Non-Capital Financing Activities	1,353,874			1,353,874	(5,631,559)
Cash Flows From Capital and Related Financing Activities					
4000 Fac Acq, Const, and Imp	(96,920)			(96,920)	
6930 Gain / Loss on Sale of Fixed Assets					
9200 Proceeds From Extended Term Financing					
9925 Principal Paid on Financing Agreements					
9926 Interest Paid on Financing Agreements (5100-830)					
9927 (Inc) Dec in Contributed Capital					
Net Cash Prov By (Used for) Capital and Related Financing Activities	(96,920)			(96,920)	
Cash Flows From Investing Activities					
6500 Earnings on Investments	473			473	50,925
9929 Purchase of Inv Securities / Deposits to Inv Pools					
9930 Withdrawals from Investment Pools					
9931 Proceeds from Sale and Maturity of Inv Securities					
9932 Loans Received (Paid)					
Net Cash Prov By (Used for) Investing Activities	473			473	50,925

	Food Service (51)	Child Care Operations (52)	Other Enterprise Funds (58)	TOTAL	Internal Service (60)
Net Inc (Dec) in Cash and Cash Flow	(47,454)			(47,454)	(4,931,049)
9935 Cash and Cash Equivalents Beginning of Year	68,898			68,898	8,890,003
Cash and Cash Equivalents at Year End	21,444			21,444	3,958,954

9900 Other Financing Sources Not Listed (9000 Series)	(1,570,423)			(1,570,423)	600,085
Adjustments to Reconcile Operating Income (Loss) to Net Cash Provided by (Used for):					
9901 Depreciation and Net Amortization	200,479			200,479	
9902 Provision for Uncollectible Accounts					
9903 Other Adjustments	91,205			91,205	
9904 (Inc) Dec In Accounts Receivable (0120-0150)					
9905 Advances to Other Funds (0160)					
9906 (Inc) Dec in Inventories (0170)	6,484			6,484	
9907 (Inc) Dec in Prepaid Expenses (0180)	1,034			1,034	
9908 (Inc) Dec in Other Current Assets (0190)	(6,741)			(6,741)	
9909 Inc (Dec) in Accounts Payable (0400-0450)	7,183			7,183	49,500
9910 Inc (Dec) in Accrued Salaries/Benefits (0461)	(5,608)			(5,608)	
9911 Inc (Dec) in Payroll Deductions/Withholding (0462)					
9912 Inc (Dec) in Advances from Other Funds (0470)	(28,494)			(28,494)	
9913 Inc (Dec) in Deferred Revenue (0480)					
9914 Inc (Dec) in Other Current Liabilities (0490)					
Total Adjustments	265,542			265,542	49,500
Cash Provided By (Used For) Total	(1,304,881)			(1,304,881)	649,585

Component Units (98)	Component Units (99)	Total Fiduciary Funds
		82,172 0100
		15,000 0110
		0130
		0147
		0150
		0160
		0170
		0180
		0190
		0220
		0230
		97,172

Amounts Expressed in Whole Dollars

	Private Purpose Trust (71)	Investment Trust (72)	Pension Trust (73)	Activity (81)	Other Agency (89)
LIABILITIES AND NET ASSETS					
Liabilities					
0400				13,800	
0411					
0412					
0413				67,924	
0420					
0430					
0450					
0461					
0462					
0470					
0480					
0490					
TOTAL LIABILITIES				81,724	
Net Assets					
0791					
0798		15,448			
0799					
TOTAL NET ASSETS		15,448			
TOTAL LIABILITIES AND NET ASSETS		15,448		81,724	

Component Units (98)	Component Units (99)	Total Fiduciary Funds
		13,800
		0400
		0411
		0412
		67,924
		0413
		0420
		0430
		0450
		0461
		0462
		0470
		0480
		0490
		81,724
		0791
		15,448
		0798
		0799
		15,448
		97,172

Amounts Expressed in Whole Dollars		Private Purpose Trust (71)	Investment Trust (72)	Pension Trust (73)	Component Units (98)	Component Units (99)
Additions						
9945	Gifts and Contributions		15,404			
9946	Other Additions		44			
Deductions						
9947	Scholarships Awarded					
9948	Other Deductions					
Change in Net Assets			15,448			
0041	Net Assets - Beginning of Fiscal Year					
9949	Net Assets Held in Trust for Pension Benefits					
Net Assets - End of Fiscal Year			15,448			

Total
Fiduciary
Funds

15,404 9945
44 9946

9947
9948

15,448

0041
9949

15,448

		AMOUNT	TOTAL
6000	Revenue from Local Sources		
6111	Current Real Estate Taxes	33,111,000.97	
6112	Interim Real Estate Taxes	260,793.12	
6113	Public Utility Realty Tax	54,252.91	
6114	Payments in Lieu of Current Taxes / State & Local	38,665.25	
6150	Current Act 511 Taxes - Proportional Assessments	8,156,270.76	
6400	Delinq on Taxes Levied/Assessed by the LEA	1,109,847.95	
6500	Earnings on Investments	110,493.05	
6700	Revenue From Student Activities	289,007.81	
6829	State Rev. Rcvd. from Other Intermediary Sources	16,994.58	
6831	Federal Rev. Rcvd. from Other PA Public Schools	824,220.00	
6910	Rentals	210,832.07	
6920	Contributions and Donations From Private Sources	77,020.79	
6942	Summer School Tuition	32,959.05	
6943	Adult Education Tuition	20,153.50	
6944	Receipts from Other LEAS in PA - Education	11,232.78	
6949	Other Tuition From Patrons	20,297.50	
6980	Revenue From Community Service Activities	850.00	
6991	Refunds of Prior Years' Expenditures	-6,733.43	
6999	All Other Local Revenues Not Specified	103,309.96	
6000	Total Revenue from Local Sources		44,441,468.62

		AMOUNT	TOTAL
7000	Revenue from State Sources		
7110	Basic Instructional Subsidy (In Gross)	10,340,484.18	
7140	Charter Schools	227,949.16	
7160	Tuition - Orphans & Children Placed in Priv. Homes	1,303.93	
7220	Vocational Education	169,432.67	
7240	Driver Education - Student	6,370.00	
7271	Special Education - Funding for School Aged Pupils	2,657,792.87	
7299	Addl. Prog. Subs. not listed in the 7000 series	2,352.38	
7310	Transportation (Regular and Additional)	825,728.31	
7320	Rental and Sinking Fund Payments	824,883.49	
7330	Health Services	90,905.46	
7340	State Property Tax Reduction Allocation	1,101,352.16	
7501	PA Accountability Grant	523,251.00	
7810	Revenue for Social Security Payments	1,097,976.75	
7820	Revenue for Retirement Payments	846,260.62	
7000	Total Revenue from State Sources		18,716,042.98
8000	Revenue from Federal Sources		
8110	Payments for Federally Impacted Areas P.L. 81-874	426,062.75	
8514	NCLB, Title I - Imprv. Acad. Ach. (Disadvantaged)	615,379.29	
8515	NCLB, Title II - Prep/Tmg/Recruit. HQ Tchrs/Prin.	226,208.70	
8516	NCLB, Title III - Language Instruction	28,282.31	
8517	NCLB, Title IV - 21st Century Schools	788.51	
8521	Vocational Education - Operating Expenditures	58,173.00	
8620	Adult Basic Education	27,441.12	
8701	ARRA - IDEA, Part B	215,000.00	
8703	ARRA - Title I, Part A & Part D	125,727.40	
8708	ARRA - State Fiscal Stabilization Fund	1,431,926.00	
8709	ARRA Education Jobs Fund	847,519.00	
8810	Schl Based ACCESS Med Reimb Prog	139,148.23	
8820	Medical Asst Reimb for Admin Claiming	726.19	
8000	Total Revenue from Federal Sources		4,142,382.50

		AMOUNT	TOTAL
9000	Other Financing Sources		
9360	Internal Service Fund Transfers	2,131,558.76	
9400	Sale or Compensation for Loss of Fixed Assets	8,227.20	
9000	Total Other Financing Sources		2,139,785.96

SUMMARY OF GENERAL FUND REVENUES AND OTHER FINANCING SOURCES

	AMOUNT	TOTAL
	<u>AMOUNT</u>	<u>TOTAL</u>
Revenue from Local Sources	44,441,488.62	
Revenue from State Sources	18,716,042.98	
Revenue from Federal Sources	4,142,382.50	
Other Financing Sources	2,139,785.96	
		69,439,680.06

	Taxable Assessed Value	Tax Levy	Taxes Collected
6111 Totals	<u>2,369,354,890</u>	<u>33,952,856</u>	<u>33,046,396</u>
6150	Current Act 511 Taxes - Proportional Assessments		
6151	Earned Income Taxes	7,726,932.14	
6153	Real Estate Transfer Taxes	429,338.62	
6150	Current Act 511 Taxes - Proportional Assessments		8,156,270.76

Total Act 1 and Act 511 Taxes

8,156,270.76

<u>REVENUE FROM LOCAL SOURCES</u>		<u>TAX REVENUE REPORTED IN CURRENT YEAR</u>	<u>CURRENT YEAR TAX ACCRUAL</u>	<u>PRIOR YEAR TAX ACCRUAL</u>	<u>TAXES COLLECTED IN CURRENT YEAR</u>
6111	Current Real Estate Taxes	33,111,000.97	64,604.83	0.00	33,046,396.14
6112	Interim Real Estate Taxes	260,793.12	0.00	0.00	260,793.12
6113	Public Utility Realty Tax	54,252.91	0.00	0.00	54,252.91
6114	Payments in Lieu of Current Taxes / State & Local	38,665.25	0.00	0.00	38,665.25
6150	Current Act 511 Taxes - Proportional Assessments	8,156,270.76	1,447,809.14	0.00	6,708,461.62
6400	Delinq on Taxes Levied/Assessed by the LEA	1,109,847.95	320,870.17	302,109.34	1,091,087.12

6999 TOTAL TAXES

42,730,830.96

1,833,284.14

302,109.34

41,199,656.16

<u>REVENUE FROM DELINQUENT TAXES</u>		<u>TAX REVENUE REPORTED IN CURRENT YEAR</u>	<u>CURRENT YEAR TAX ACCRUAL</u>	<u>PRIOR YEAR TAX ACCRUAL</u>	<u>TAXES COLLECTED IN CURRENT YEAR</u>
6411	Delinquent Real Estate Taxes	1,093,284.06	318,906.43	302,109.34	1,076,486.97
6412	Delinquent Interim Real Estate Taxes				
6431	Delinquent Act 1 Earned Income Taxes				
6432	Delinquent Act 1 Personal Income Taxes				
6451	Delinquent Act 511 Earned Income Taxes				
6461	Delinquent Earned Income Taxes				
TOTAL TAXES		1,093,284.06	318,906.43	302,109.34	1,076,486.97

1000 Instruction	<u>Total</u>
100 <u>Personnel Services-Salaries</u>	
Total Personnel Services-Salaries	21,113,221.88
200 <u>Personnel Services-Employee Benefits</u>	
210 Grp Ins - Contracted Provider	50,495.23
220 Social Security Contributions	1,569,411.37
230 PSERS Retirement Contributions	1,188,351.86
240 Tuition Reimbursements	238,049.48
270 Grp Ins - Self insurance	3,881,266.24
Total Personnel Services-Employee Benefits	6,927,574.18
300 <u>Purchased Professional & Technical Services</u>	
Total Purchased Professional & Technical Services	1,159,921.75
400 <u>Purchased Property Services</u>	
Total Purchased Property Services	281,698.48
500 <u>Other Purchased Services</u>	
510 Student Transportation Services	72,943.72
530 Communications	876.93
550 Printing & Binding	4,367.88
560 Tuition	4,332,475.56
580 Travel	21,600.83
590 Miscellaneous Purchased Services	22,996.41
Total Other Purchased Services	4,455,261.33
600 <u>Supplies</u>	
610 General Supplies	234,532.30
620 Energy	4,179.32
630 Food	48,878.94
640 Books & Periodicals	595,032.92
Total Supplies	882,624.48
700 <u>Property</u>	
750 Equipment - Original & Additional	47,324.47
760 Equipment - Replacement	86,677.26
Total Property	134,001.73
800 <u>Other Objects</u>	
Total Other Objects	3,396.00
Total 1000 Instruction	<u>34,967,699.83</u>

	<u>Elementary</u>	<u>Secondary</u>	<u>Federal</u>	<u>Total</u>	<u>BEF Elementary</u>	<u>BEF Secondary</u>
1100 Regular Programs - E/S						
100 Personnel Services-Salaries						
Total Personnel Services-Salaries	7,590,893.23	6,581,898.74	2,830,151.18	17,002,943.15	1,349,933.59	879,933.12
200 Personnel Services-Employee Benefits						
210 Grp Ins - Contracted Provider	21,426.58	18,036.83	1,941.17	39,404.58	342.11	
220 Social Security Contributions	571,249.34	553,017.83	134,691.65	1,258,958.82	100,727.78	1,227.19
230 PSERS Retirement Contributions	468,847.48	412,828.33	73,494.49	955,170.30	59,424.88	460.32
240 Tuition Reimbursements	110,112.48	111,831.00		221,943.48		
270 Grp Ins - Self Insurance	1,655,530.40	1,229,823.70	129,283.23	3,014,637.33	13,123.16	
Total Personnel Services-Employee Benefits	2,827,166.28	2,323,537.69	339,410.54	5,490,114.51	173,617.93	1,687.51
300 Purchased Professional & Technical Services						
Total Purchased Professional & Technical Services	14,437.55	103,968.08		118,405.63		
400 Purchased Property Services						
Total Purchased Property Services	105,543.85	151,921.97		257,465.82		
500 Other Purchased Services						
510 Student Transportation Services	26,768.75	10,747.29		37,516.04		
530 Communications		474.05		474.05		
550 Printing & Binding		3,793.08		3,793.08		
580 Travel	4,955.37	469.70		5,425.07		
Total Other Purchased Services	31,724.12	15,484.12		47,208.24		
600 Supplies						
610 General Supplies	104,711.19	87,246.06		191,957.25		
630 Food	1,257.71	12,194.35		13,452.06		
640 Books & Periodicals	160,627.22	269,551.11		430,178.33		
Total Supplies	266,596.12	368,991.52		635,587.64		
700 Property						
750 Equipment - Original & Additional	2,114.81	5,027.30		7,142.11		
760 Equipment - Replacement	16,681.71	24,108.01		40,789.72		
Total Property	18,796.52	29,135.31		47,931.83		
800 Other Objects						
Total Other Objects		50.00		50.00		
Total 1100 Regular Programs - E/S	<u>10,855,157.67</u>	<u>9,574,987.43</u>	<u>3,169,561.72</u>	<u>23,599,706.82</u>	<u>1,523,551.62</u>	<u>881,620.63</u>

	<u>Elementary</u>	<u>Secondary</u>	<u>Federal</u>	<u>Total</u>	<u>BEF Elementary</u>	<u>BEF Secondary</u>
1200 Special and Gifted Education						
100 <u>Personnel Services-Salaries</u>						
Total Personnel Services-Salaries	1,411,972.56	1,440,682.35	3,502.24	2,856,157.15		
200 <u>Personnel Services-Employee Benefits</u>						
210 Grp Ins - Contracted Provider	4,170.99	4,271.26		8,442.25		
220 Social Security Contributions	107,726.70	109,601.78	247.01	217,575.49		
230 PSERS Retirement Contributions	81,136.70	82,633.10	197.52	163,967.32		
240 Tuition Reimbursements	7,710.00	4,728.00		12,438.00		
270 Grp Ins - Self Insurance	345,607.35	323,613.00		669,220.35		
Total Personnel Services-Employee Benefits	546,351.74	524,847.14	444.53	1,071,643.41		
300 <u>Purchased Professional & Technical Services</u>						
Total Purchased Professional & Technical Services	411,256.78	548,264.03	23,830.90	983,351.71		
400 <u>Purchased Property Services</u>						
Total Purchased Property Services	3,509.89	4,903.49		6,413.38		
500 <u>Other Purchased Services</u>						
510 Student Transportation Services	1,305.97	1,097.60	11,867.48	14,271.05		
530 Communications		107.68		107.68		
550 Printing & Binding	146.30	119.70		266.00		
560 Tuition	643,764.81	565,286.30	1,039,220.00	2,248,271.11		
580 Travel	1,101.14	2,072.75		3,173.89		
590 Miscellaneous Purchased Services		22,996.41		22,996.41		
Total Other Purchased Services	646,318.22	591,680.44	1,051,087.48	2,289,086.14		
600 <u>Supplies</u>						
610 General Supplies	6,154.77	6,440.84	3,454.78	16,050.39		
630 Food	408.48	2,093.03	3,029.09	5,530.60		
640 Books & Periodicals	17,333.20	11,411.77		28,744.97		
Total Supplies	23,896.45	19,945.64	6,483.87	50,325.96		
700 <u>Property</u>						
750 Equipment - Original & Additional	127.51	682.11	1,504.74	2,314.36		
Total Property	127.51	682.11	1,504.74	2,314.36		
800 <u>Other Objects</u>						
Total Other Objects	142.00	1,274.00		1,416.00		
Total 1200 Special and Gifted Education	<u>3,043,575.15</u>	<u>3,132,279.20</u>	<u>1,086,853.76</u>	<u>7,262,708.11</u>		

	<u>Secondary</u>	<u>Federal</u>	<u>Total</u>	<u>BEF Elementary</u>	<u>BEF Secondary</u>
1300 Vocational Education Programs					
100 Personnel Services-Salaries					
Total Personnel Services-Salaries	878,090.31	2,350.00	880,440.31		
200 Personnel Services-Employee Benefits					
210 Grp Ins - Contracted Provider	1,858.56		1,858.56		
220 Social Security Contributions	65,066.30	59.28	65,125.58		
230 PSERS Retirement Contributions	49,028.22	33.84	49,062.06		
240 Tuition Reimbursements	2,138.00		2,138.00		
270 Grp Ins - Self Insurance	144,808.36		144,808.36		
Total Personnel Services-Employee Benefits	262,899.44	93.12	262,992.56		
300 Purchased Professional & Technical Services					
Total Purchased Professional & Technical Services	1,165.00	3,468.80	4,633.80		
400 Purchased Property Services					
Total Purchased Property Services	15,503.16		15,503.16		
500 Other Purchased Services					
510 Student Transportation Services	16,591.95	1,567.06	18,159.01		
530 Communications	295.20		295.20		
550 Printing & Binding	181.80		181.80		
560 Tuition	37,196.46		37,196.46		
580 Travel	2,749.59	9,700.18	12,449.77		
Total Other Purchased Services	57,015.00	11,267.24	68,282.24		
600 Supplies					
610 General Supplies	18,099.16	2,554.37	20,653.53		
630 Food	29,857.88	39.40	29,897.28		
640 Books & Periodicals	83,690.38	8,372.58	92,062.96		
Total Supplies	131,647.42	10,966.35	142,613.77		
700 Property					
750 Equipment - Original & Additional	31,985.00	5,883.00	37,868.00		
760 Equipment - Replacement	29,887.54	16,000.00	45,887.54		
Total Property	61,872.54	21,883.00	83,755.54		
800 Other Objects					
Total Other Objects	1,810.00		1,810.00		
Total 1300 Vocational Education Programs	<u>1,410,002.87</u>	<u>50,028.51</u>	<u>1,460,031.38</u>		

	<u>Elementary</u>	<u>Secondary</u>	<u>Federal</u>	<u>Total</u>	<u>BEF Elementary</u>	<u>BEF Secondary</u>
1400 Other Instructional Programs - E/S						
100 Personnel Services-Salaries						
Total Personnel Services-Salaries	45,324.74	281,586.62		326,911.36		
200 Personnel Services-Employee Benefits						
210 Grp Ins - Contracted Provider	0.30	626.82		627.12		
220 Social Security Contributions	3,408.13	20,803.98		24,212.11		
230 PSERS Retirement Contributions	2,319.80	15,641.01		17,960.81		
240 Tuition Reimbursements		1,530.00		1,530.00		
270 Grp Ins - Self Insurance	58.52	49,136.60		49,195.12		
Total Personnel Services-Employee Benefits	5,786.75	87,738.41		93,525.16		
300 Purchased Professional & Technical Services						
Total Purchased Professional & Technical Services	2,257.63	46,784.98		49,042.61		
400 Purchased Property Services						
Total Purchased Property Services		316.12		316.12		
500 Other Purchased Services						
510 Student Transportation Services		2,997.62		2,997.62		
550 Printing & Binding		127.00		127.00		
560 Tuition	612,942.25	843,461.24		1,456,403.49		
580 Travel		366.20		366.20		
Total Other Purchased Services	612,942.25	846,952.06		1,459,894.31		
600 Supplies						
610 General Supplies	1,745.49	247.87		1,993.36		
620 Energy		4,179.32		4,179.32		
640 Books & Periodicals	3,532.77	167.89		3,700.66		
Total Supplies	5,278.26	4,595.08		9,873.34		
Total 1400 Other Instructional Programs - E/S	671,589.63	1,267,973.27		1,939,562.90		

	<u>Secondary</u>	<u>Federal</u>	<u>Total</u>	<u>BEF Elementary</u>	<u>BEF Secondary</u>
1410 Driver's Education					
100 Personnel Services-Salaries					
Total Personnel Services-Salaries	97,255.79		97,255.79		
200 Personnel Services-Employee Benefits					
210 Grp Ins - Contracted Provider	155.24		155.24		
220 Social Security Contributions	7,278.31		7,278.31		
230 PSERS Retirement Contributions	5,473.93		5,473.93		
270 Grp Ins - Self Insurance	12,033.74		12,033.74		
Total Personnel Services-Employee Benefits	24,941.22		24,941.22		
400 Purchased Property Services					
Total Purchased Property Services	318.12		318.12		
600 Other Purchased Services					
550 Printing & Binding	127.00		127.00		
580 Travel	70.00		70.00		
Total Other Purchased Services	197.00		197.00		
600 Supplies					
610 General Supplies	69.28		69.28		
620 Energy	4,179.32		4,179.32		
Total Supplies	4,248.60		4,248.60		
Total 1410 Driver's Education	<u>126,958.73</u>		<u>126,958.73</u>		

School: 116211103 Carlisle Area SD

County: Cumberland

Printed 10/31/2011 3:06:21

	<u>Elementary</u>	<u>Secondary</u>	<u>Federal</u>	<u>Total</u>	<u>BEF Elementary</u>	<u>BEF Secondary</u>
1420 Summer School						
100 Personnel Services-Salaries						
Total Personnel Services-Salaries	3,124.23	956.62		4,080.85		
200 Personnel Services-Employee Benefits						
220 Social Security Contributions	235.87	71.29		307.16		
230 PSERS Retirement Contributions	176.21	53.95		230.16		
Total Personnel Services-Employee Benefits	412.08	125.24		537.32		
300 Purchased Professional & Technical Services						
Total Purchased Professional & Technical Services	399.00	3,594.21		3,993.21		
500 Other Purchased Services						
560 Tuition	36,392.62	11,444.70		47,837.32		
580 Travel		38.00		38.00		
Total Other Purchased Services	36,392.62	11,482.70		47,875.32		
600 Supplies						
610 General Supplies		132.44		132.44		
Total Supplies		132.44		132.44		
Total 1420 Summer School	<u>40,327.93</u>	<u>16,291.21</u>		<u>56,619.14</u>		

	<u>Elementary</u>	<u>Secondary</u>	<u>Federal</u>	<u>Total</u>	<u>BEF Elementary</u>	<u>BEF Secondary</u>
1430 Homebound Instruction						
100 Personnel Services-Salaries						
Total Personnel Services-Salaries	5,779.78	23,517.82		29,297.60		
200 Personnel Services-Employee Benefits						
210 Grp Ins - Contracted Provider	0.30	1.18		1.48		
220 Social Security Contributions	434.04	1,766.23		2,200.27		
230 PSEERS Retirement Contributions	325.99	1,326.45		1,652.44		
270 Grp Ins - Self Insurance	58.52	234.10		292.62		
Total Personnel Services-Employee Benefits	818.85	3,327.96		4,146.81		
300 Purchased Professional & Technical Services						
Total Purchased Professional & Technical Services	1,858.63	2,993.68		4,852.29		
500 Other Purchased Services						
580 Travel		258.20		258.20		
Total Other Purchased Services		258.20		258.20		
Total 1430 Homebound Instruction	<u>8,467.26</u>	<u>30,087.64</u>		<u>38,554.90</u>		

	<u>Elementary</u>	<u>Secondary</u>	<u>Federal</u>	<u>Total</u>	<u>BEF Elementary</u>	<u>BEF Secondary</u>
1440 Alternative Regular Education						
100 Personnel Services-Salaries						
Total Personnel Services-Salaries		152,489.51		152,489.51		
200 Personnel Services-Employee Benefits						
210 Grp Ins - Contracted Provider		470.40		470.40		
220 Social Security Contributions		11,131.18		11,131.18		
230 PSEERS Retirement Contributions		8,373.54		8,373.54		
240 Tuition Reimbursements		1,530.00		1,530.00		
270 Grp Ins - Self Insurance		36,868.76		36,868.76		
Total Personnel Services-Employee Benefits		58,373.88		58,373.88		
300 Purchased Professional & Technical Services						
Total Purchased Professional & Technical Services		40,197.11		40,197.11		
500 Other Purchased Services						
510 Student Transportation Services		2,997.62		2,997.62		
560 Tuition		43,648.53		43,648.53		
Total Other Purchased Services		46,646.15		46,646.15		
600 Supplies						
610 General Supplies		46.15		46.15		
640 Books & Periodicals		167.89		167.89		
Total Supplies		214.04		214.04		
Total 1440 Alternative Regular Education		297,900.69		297,900.69		

	<u>Elementary</u>	<u>Secondary</u>	<u>Federal</u>	<u>Total</u>	<u>BEF Elementary</u>	<u>BEF Secondary</u>
1441 Adjudicated / Court Placed Programs						
300 <u>Purchased Professional & Technical Services</u>						
Total Purchased Professional & Technical Services		40,197.11		40,197.11		
500 <u>Other Purchased Services</u>						
560 Tuition		38,519.15		38,519.15		
Total Other Purchased Services		38,519.15		38,519.15		
Total 1441 Adjudicated / Court Placed Programs		<u>78,716.26</u>		<u>78,716.26</u>		

	<u>Elementary</u>	<u>Secondary</u>	<u>Federal</u>	<u>Total</u>	<u>BEF Elementary</u>	<u>BEF Secondary</u>
1442 PDE Approved Alternative Education Programs						
100 Personnel Services-Salaries						
Total Personnel Services-Salaries		152,469.51		152,469.51		
200 Personnel Services-Employee Benefits						
210 Grp Ins - Contracted Provider		470.40		470.40		
220 Social Security Contributions		11,131.18		11,131.18		
230 PSERS Retirement Contributions		8,373.54		8,373.54		
240 Tuition Reimbursements		1,530.00		1,530.00		
270 Grp Ins - Self Insurance		36,868.76		36,868.76		
Total Personnel Services-Employee Benefits		58,373.88		58,373.88		
500 Other Purchased Services						
510 Student Transportation Services		2,997.62		2,997.62		
560 Tuition		5,129.38		5,129.38		
Total Other Purchased Services		8,127.00		8,127.00		
600 Supplies						
610 General Supplies		46.15		46.15		
640 Books & Periodicals		167.89		167.89		
Total Supplies		214.04		214.04		
Total 1442 PDE Approved Alternative Education Programs		<u>219,184.43</u>		<u>219,184.43</u>		

	<u>Elementary</u>	<u>Secondary</u>	<u>Federal</u>	<u>Total</u>	<u>BEF Elementary</u>	<u>BEF Secondary</u>
1450 Instruct. Prog. Outside the Established School Day						
100 <u>Personnel Services-Salaries</u>						
Total Personnel Services-Salaries	36,420.73	7,386.88		43,807.61		
200 <u>Personnel Services-Employee Benefits</u>						
220 Social Security Contributions	2,738.22	556.97		3,295.19		
230 PSERS Retirement Contributions	1,817.60	413.14		2,230.74		
Total Personnel Services-Employee Benefits	4,555.82	970.11		5,525.93		
600 <u>Supplies</u>						
610 General Supplies	1,745.49			1,745.49		
640 Books & Periodicals	3,532.77			3,532.77		
Total Supplies	5,278.26			5,278.26		
Total 1450 Instruct. Prog. Outside the Established School Day	<u>46,254.81</u>	<u>8,356.99</u>		<u>54,611.80</u>		

	<u>Elementary</u>	<u>Secondary</u>	<u>Federal</u>	<u>Total</u>	<u>BEF Elementary</u>	<u>BEF Secondary</u>
1490 Additional Other Instruction Programs						
500 <u>Other Purchased Services</u>						
560 Tuition	576,549.63	788,368.01		1,364,917.64		
Total Other Purchased Services	576,549.63	788,368.01		1,364,917.64		
Total 1490 Additional Other Instruction Programs	<u>576,549.63</u>	<u>788,368.01</u>		<u>1,364,917.64</u>		

	<u>Federal</u>	<u>Total</u>	<u>BEF Elementary</u>	<u>BEF Secondary</u>
1500 Nonpublic School Programs				
300 <u>Purchased Professional & Technical Services</u>				
Total Purchased Professional & Technical Services	4,488.00	4,488.00		
Total 1500 Nonpublic School Programs	<u>4,488.00</u>	<u>4,488.00</u>		

	<u>Federal</u>	<u>Total</u>	<u>BEF Elementary</u>	<u>BEF Secondary</u>
1600 Adult Education Programs				
100 Personnel Services-Salaries				
Total Personnel Services-Salaries	24,629.25	46,769.91		
200 Personnel Services-Employee Benefits				
210 Grp Ins - Contracted Provider	103.20	162.72		
220 Social Security Contributions	910.09	3,539.37		
230 PSERS Retirement Contributions	511.20	2,191.37		
270 Grp Ins - Self Insurance	527.72	3,405.08		
Total Personnel Services-Employee Benefits	2,052.21	9,298.54		
500 Other Purchased Services				
580 Travel	185.90	185.90		
Total Other Purchased Services	185.90	185.90		
600 Supplies				
610 General Supplies	573.64	3,877.77		
640 Books & Periodicals		125.00		
Total Supplies	573.64	4,002.77		
800 Other Objects				
Total Other Objects		120.00		
Total 1600 Adult Education Programs	27,441.00	60,377.12		

1700 Community / Junior College Education Programs	<u>Total</u>
500 <u>Other Purchased Services</u>	
560 Tuition	590,604.50
Total Other Purchased Services	590,604.50
600 <u>Supplies</u>	
640 Books & Periodicals	40,221.00
Total Supplies	40,221.00
Total 1700 Community / Junior College Education Programs	<u>630,825.50</u>

	<u>Total</u>
2000 Support Services	
100 Personnel Services-Salaries	
Total Personnel Services-Salaries	8,960,795.62
200 Personnel Services-Employee Benefits	
210 Grp Ins - Contracted Provider	38,940.14
220 Social Security Contributions	655,266.75
230 PSERS Retirement Contributions	502,658.49
240 Tuition Reimbursements	19,330.10
250 Unemployment Compensation	22,301.90
260 Workmen's Compensation	211,418.00
270 Grp Ins - Self Insurance	1,807,126.75
280 Other Post Employment Benefits (OPEB)	796,868.48
290 Other Employee Benefits	3,000.00
Total Personnel Services-Employee Benefits	3,856,910.61
300 Purchased Professional & Technical Services	
Total Purchased Professional & Technical Services	983,256.79
400 Purchased Property Services	
Total Purchased Property Services	896,099.63
500 Other Purchased Services	
510 Student Transportation Services	2,653,579.77
520 Insurance-General	147,537.28
530 Communications	106,634.72
540 Advertising	21,186.47
550 Printing & Binding	54,333.93
580 Travel	46,534.19
590 Miscellaneous Purchased Services	56,997.57
Total Other Purchased Services	3,086,803.93
600 Supplies	
610 General Supplies	583,646.16
620 Energy	1,231,414.16
630 Food	12,455.45
640 Books & Periodicals	88,528.58
Total Supplies	1,916,044.35
700 Property	
750 Equipment - Original & Additional	16,068.18
760 Equipment - Replacement	52,862.20
Total Property	68,930.38
800 Other Objects	
Total Other Objects	81,159.21
Total 2000 Support Services	<u>19,850,000.52</u>

	<u>Federal</u>	<u>Total</u>	<u>BEF Elementary</u>	<u>BEF Secondary</u>
2100 Pupil Personnel				
100 <u>Personnel Services-Salaries</u>				
Total Personnel Services-Salaries	41,139.75	2,047,926.64		
200 <u>Personnel Services-Employee Benefits</u>				
210 Grp Ins - Contracted Provider	93.60	4,926.84		
220 Social Security Contributions	3,004.09	151,200.61		
230 PSERS Retirement Contributions	1,151.91	113,103.33		
240 Tuition Reimbursements		5,297.00		
270 Grp Ins - Self Insurance	10,365.02	387,481.76		
Total Personnel Services-Employee Benefits	14,614.52	662,009.54		
300 <u>Purchased Professional & Technical Services</u>				
Total Purchased Professional & Technical Services	5,249.96	238,848.43		
400 <u>Purchased Property Services</u>				
Total Purchased Property Services		12,152.65		
500 <u>Other Purchased Services</u>				
510 Student Transportation Services		838.37		
520 Insurance-General		110.00		
540 Advertising		1,192.90		
550 Printing & Binding		585.00		
580 Travel	27.64	6,710.45		
Total Other Purchased Services	27.64	9,436.72		
600 <u>Supplies</u>				
610 General Supplies	515.35	42,195.12		
630 Food		1,074.05		
Total Supplies	515.35	43,269.17		
700 <u>Property</u>				
750 Equipment - Original & Additional	190.05	216.73		
760 Equipment - Replacement		37.34		
Total Property	190.05	254.07		
800 <u>Other Objects</u>				
Total Other Objects	60.00	22,183.82		
Total 2100 Pupil Personnel	<u>61,797.27</u>	<u>3,036,081.04</u>		

	<u>Elementary</u>	<u>Secondary</u>	<u>Federal</u>	<u>Total</u>	<u>BEF Elementary</u>	<u>BEF Secondary</u>
2120 Guidance Services						
100 Personnel Services-Salaries						
Total Personnel Services-Salaries	337,080.21	771,313.14	41,139.75	1,149,533.10		
200 Personnel Services-Employee Benefits						
210 Grp Ins - Contracted Provider	866.97	1,920.57	93.50	2,881.04		
220 Social Security Contributions	24,841.98	56,929.58	3,004.09	84,775.65		
230 PSERS Retirement Contributions	18,792.82	43,143.87	1,151.91	63,088.60		
240 Tuition Reimbursements	4,542.00	755.00		5,297.00		
270 Grp Ins - Self Insurance	64,363.69	142,815.58	10,365.02	217,544.29		
Total Personnel Services-Employee Benefits	113,407.46	245,564.60	14,614.52	373,586.58		
300 Purchased Professional & Technical Services						
Total Purchased Professional & Technical Services	93,184.53	45,882.51	1,061.00	140,128.04		
400 Purchased Property Services						
Total Purchased Property Services		5,074.56		5,074.56		
500 Other Purchased Services						
510 Student Transportation Services		838.37		838.37		
580 Travel	252.72	1,874.58		2,127.30		
Total Other Purchased Services	252.72	2,712.95		2,965.67		
600 Supplies						
610 General Supplies	1,328.41	3,468.14		4,796.55		
630 Food	56.00	1,018.05		1,074.05		
Total Supplies	1,384.41	4,486.19		5,870.60		
Total 2120 Guidance Services	<u>545,309.33</u>	<u>1,075,033.95</u>	<u>56,815.27</u>	<u>1,977,158.55</u>		

	<u>Federal</u>	<u>Total</u>	<u>BEF Elementary</u>	<u>BEF Secondary</u>
2130 Attendance Services				
100 Personnel Services-Salaries				
Total Personnel Services-Salaries		58,917.58		
200 Personnel Services-Employee Benefits				
210 Grp Ins - Contracted Provider		132.00		
220 Social Security Contributions		4,332.26		
230 PSERS Retirement Contributions		3,292.01		
270 Grp Ins - Self Insurance		12,183.68		
Total Personnel Services-Employee Benefits		19,939.95		
400 Purchased Property Services				
Total Purchased Property Services		308.06		
500 Other Purchased Services				
580 Travel		879.43		
Total Other Purchased Services		879.43		
600 Supplies				
610 General Supplies		337.80		
Total Supplies		337.80		
Total 2130 Attendance Services		<u>80,382.81</u>		

	<u>Elementary</u>	<u>Secondary</u>	<u>Federal</u>	<u>Total</u>	<u>BEF Elementary</u>	<u>BEF Secondary</u>
2140 Psychological Services						
100 Personnel Services-Salaries						
Total Personnel Services-Salaries	55,238.60	117,382.03		172,620.63		
200 Personnel Services-Employee Benefits						
210 Grp Ins - Contracted Provider	123.85	263.19		387.04		
220 Social Security Contributions	4,063.85	8,635.70		12,699.55		
230 PSERS Retirement Contributions	3,115.03	6,619.44		9,734.47		
270 Grp Ins - Self Insurance	11,108.92	23,606.46		34,715.38		
Total Personnel Services-Employee Benefits	18,411.65	39,124.79		57,536.44		
300 Purchased Professional & Technical Services						
Total Purchased Professional & Technical Services	79.56	132.59	2,545.00	2,757.15		
500 Other Purchased Services						
580 Travel	1,057.72	782.71		1,840.43		
Total Other Purchased Services	1,057.72	782.71		1,840.43		
600 Supplies						
610 General Supplies	2,601.89	5,529.03	424.20	8,555.12		
Total Supplies	2,601.89	5,529.03	424.20	8,555.12		
700 Property						
760 Equipment - Replacement		37.34		37.34		
Total Property		37.34		37.34		
Total 2140 Psychological Services	<u>77,389.42</u>	<u>162,988.49</u>	<u>2,969.20</u>	<u>243,347.11</u>		

	<u>Elementary</u>	<u>Secondary</u>	<u>Federal</u>	<u>Total</u>	<u>BEF Elementary</u>	<u>BEF Secondary</u>
2150 Speech Pathology And Audiology Services						
100 Personnel Services-Salaries						
Total Personnel Services-Salaries	122,626.27	260,680.83		383,207.10		
200 Personnel Services-Employee Benefits						
210 Grp Ins - Contracted Provider	201.32	427.80		629.12		
220 Social Security Contributions	9,313.31	19,790.78		29,104.09		
230 PSERS Retirement Contributions	6,937.96	14,743.18		21,681.14		
270 Grp Ins - Self Insurance	12,620.78	26,819.16		39,439.94		
Total Personnel Services-Employee Benefits	29,073.37	61,780.92		90,854.29		
300 Purchased Professional & Technical Services						
Total Purchased Professional & Technical Services	46,119.41	1,360.00		47,479.41		
500 Other Purchased Services						
580 Travel	40.40	582.39		622.79		
Total Other Purchased Services	40.40	582.39		622.79		
Total 2150 Speech Pathology And Audiology Services	<u>197,859.45</u>	<u>324,304.14</u>		<u>522,163.59</u>		

	<u>Federal</u>	<u>Total</u>	<u>BEF Elementary</u>	<u>BEF Secondary</u>
2160 Social Work Services				
100 <u>Personnel Services-Salaries</u>				
Total Personnel Services-Salaries		56,931.07		
200 <u>Personnel Services-Employee Benefits</u>				
210 Grp Ins - Contracted Provider		78.24		
220 Social Security Contributions		4,281.82		
230 PSERS Retirement Contributions		3,198.81		
270 Grp Ins - Self insurance		6,015.06		
Total Personnel Services-Employee Benefits		13,573.73		
500 <u>Other Purchased Services</u>				
520 Insurance-General		110.00		
580 Travel		1,212.86		
Total Other Purchased Services		1,322.86		
600 <u>Supplies</u>				
610 General Supplies		47.27		
Total Supplies		47.27		
800 <u>Other Objects</u>				
Total Other Objects		190.00		
Total 2160 Social Work Services		72,064.93		

	<u>Federal</u>	<u>Total</u>	<u>BEF Elementary</u>	<u>BEF Secondary</u>
2170 Student Accounting Services				
100 Personnel Services-Salaries				
Total Personnel Services-Salaries		80,269.38		
200 Personnel Services-Employee Benefits				
210 Grp Ins - Contracted Provider		171.36		
220 Social Security Contributions		6,041.33		
230 PSERS Retirement Contributions		4,306.72		
270 Grp Ins - Self Insurance		8,965.95		
Total Personnel Services-Employee Benefits		19,485.36		
300 Purchased Professional & Technical Services				
Total Purchased Professional & Technical Services	1,643.96	13,443.51		
400 Purchased Property Services				
Total Purchased Property Services		6,770.04		
500 Other Purchased Services				
540 Advertising		1,192.90		
550 Printing & Binding		585.00		
580 Travel	27.64	27.64		
Total Other Purchased Services	27.64	1,805.54		
600 Supplies				
610 General Supplies	91.15	25,127.83		
Total Supplies	91.15	25,127.83		
700 Property				
750 Equipment - Original & Additional	190.05	216.73		
Total Property	190.05	216.73		
800 Other Objects				
Total Other Objects	60.00	60.00		
Total 2170 Student Accounting Services	<u>2,012.80</u>	<u>147,178.39</u>		

	<u>Elementary</u>	<u>Secondary</u>	<u>Federal</u>	<u>Total</u>	<u>BEF Elementary</u>	<u>BEF Secondary</u>
2190 Other Pupil Personnel Services						
100 Personnel Services-Salaries						
Total Personnel Services-Salaries	45,876.29	100,571.49		146,447.78		
200 Personnel Services-Employee Benefits						
210 Grp Ins - Contracted Provider	207.37	440.67		648.04		
220 Social Security Contributions	3,115.59	6,850.32		9,965.91		
230 PSERS Retirement Contributions	2,440.91	5,360.87		7,801.78		
270 Grp Ins - Self Insurance	21,957.59	46,659.87		68,617.46		
Total Personnel Services-Employee Benefits	27,721.46	59,311.73		87,033.19		
300 Purchased Professional & Technical Services						
Total Purchased Professional & Technical Services		35,040.32		35,040.32		
600 Supplies						
610 General Supplies		3,330.55		3,330.55		
Total Supplies		3,330.55		3,330.55		
800 Other Objects						
Total Other Objects		21,933.82		21,933.82		
Total 2190 Other Pupil Personnel Services	73,597.75	220,187.91		293,785.66		

	<u>Elementary</u>	<u>Secondary</u>	<u>Federal</u>	<u>Total</u>	<u>BEF Elementary</u>	<u>BEF Secondary</u>
2200 Instructional Staff						
100 <u>Personnel Services-Salaries</u>						
Total Personnel Services-Salaries	435,051.83	926,883.38	800.00	1,362,735.21		
200 <u>Personnel Services-Employee Benefits</u>						
210 Grp Ins - Contracted Provider	1,371.25	3,077.12		4,448.37		
220 Social Security Contributions	28,415.25	62,998.01	61.20	91,474.46		
230 PSERS Retirement Contributions	21,436.05	47,549.90	16.92	69,002.87		
240 Tuition Reimbursements	4,593.00			4,593.00		
270 Grp Ins - Self Insurance	58,449.00	135,120.96		193,569.96		
Total Personnel Services-Employee Benefits	114,264.55	248,745.99	78.12	363,088.66		
300 <u>Purchased Professional & Technical Services</u>						
Total Purchased Professional & Technical Services	13,989.58	11,102.63	6,943.51	32,035.72		
400 <u>Purchased Property Services</u>						
Total Purchased Property Services	91.24	1,828.16		1,919.40		
500 <u>Other Purchased Services</u>						
550 Printing & Binding	7,990.41			7,990.41		
580 Travel	2,224.28	3,605.19	5,041.46	10,870.93		
Total Other Purchased Services	10,214.69	3,605.19	5,041.46	18,861.34		
600 <u>Supplies</u>						
610 General Supplies	16,735.98	34,115.73	1,972.53	52,824.24		
630 Food	1,852.91	4,433.64		6,286.55		
640 Books & Periodicals	42,828.98	45,614.84		88,443.82		
Total Supplies	61,417.87	84,164.21	1,972.53	147,554.61		
700 <u>Property</u>						
750 Equipment - Original & Additional	889.06	1,889.26		2,778.32		
760 Equipment - Replacement	309.22	1,132.62		1,441.84		
Total Property	1,198.28	3,021.88		4,220.16		
800 <u>Other Objects</u>						
Total Other Objects	96.00	204.00		300.00		
Total 2200 Instructional Staff	636,324.04	1,279,555.44	14,835.62	1,930,715.10		

	<u>Federal</u>	<u>Total</u>	<u>BEF Elementary</u>	<u>BEF Secondary</u>
2300 Administration				
100 <u>Personnel Services-Salaries</u>				
Total Personnel Services-Salaries		2,185,363.71		
200 <u>Personnel Services-Employee Benefits</u>				
210 Grp Ins - Contracted Provider		7,456.00		
220 Social Security Contributions		164,984.11		
230 PSERS Retirement Contributions		124,521.94		
240 Tuition Reimbursements		4,772.10		
270 Grp Ins - Self Insurance		375,537.92		
Total Personnel Services-Employee Benefits		677,272.07		
300 <u>Purchased Professional & Technical Services</u>				
Total Purchased Professional & Technical Services	1,515.00	231,036.04		
400 <u>Purchased Property Services</u>				
Total Purchased Property Services		68,862.70		
500 <u>Other Purchased Services</u>				
520 Insurance-General		4,977.00		
530 Communications		534.99		
540 Advertising		761.56		
550 Printing & Binding		35,696.51		
580 Travel		13,143.76		
Total Other Purchased Services		55,113.82		
600 <u>Supplies</u>				
610 General Supplies		17,860.31		
630 Food		5,094.85		
Total Supplies		22,955.16		
700 <u>Property</u>				
750 Equipment - Original & Additional		644.96		
760 Equipment - Replacement		2,548.33		
Total Property		3,193.29		
800 <u>Other Objects</u>				
Total Other Objects		32,431.96		
Total 2300 Administration	<u>1,515.00</u>	<u>3,276,228.76</u>		

	<u>Federal</u>	<u>Total</u>	<u>BEF Elementary</u>	<u>BEF Secondary</u>
2310 Board Services				
100 Personnel Services-Salaries				
Total Personnel Services-Salaries		1,050.00		
200 Personnel Services-Employee Benefits				
220 Social Security Contributions		78.40		
230 PSERS Retirement Contributions		59.22		
Total Personnel Services-Employee Benefits		137.62		
300 Purchased Professional & Technical Services				
Total Purchased Professional & Technical Services	1,000.00	13,776.45		
500 Other Purchased Services				
540 Advertising		761.56		
580 Travel		2,104.54		
Total Other Purchased Services		2,866.10		
600 Supplies				
810 General Supplies		1,241.30		
830 Food		1,880.92		
Total Supplies		3,122.22		
700 Property				
760 Equipment - Replacement		788.85		
Total Property		788.85		
800 Other Objects				
Total Other Objects		15,983.52		
Total 2310 Board Services	1,000.00	37,724.76		

	<u>Federal</u>	<u>Total</u>	<u>BEF Elementary</u>	<u>BEF Secondary</u>
2330 Tax Assessment And Collection Services				
200 Personnel Services-Employee Benefits				
220 Social Security Contributions		6,686.79		
Total Personnel Services-Employee Benefits		6,686.79		
300 Purchased Professional & Technical Services				
Total Purchased Professional & Technical Services		134,416.46		
500 Other Purchased Services				
520 Insurance-General		4,977.00		
530 Communications		634.99		
Total Other Purchased Services		5,511.99		
600 Supplies				
610 General Supplies		1,631.28		
Total Supplies		1,631.28		
Total 2330 Tax Assessment And Collection Services		<u>148,246.52</u>		

	<u>Federal</u>	<u>Total</u>	<u>BEF Elementary</u>	<u>BEF Secondary</u>
2340 Staff Relations And Negotiations Services				
300 <u>Purchased Professional & Technical Services</u>				
Total Purchased Professional & Technical Services	515.00	1,440.00		
500 <u>Other Purchased Services</u>				
500 Travel		391.12		
Total Other Purchased Services		391.12		
600 <u>Supplies</u>				
610 General Supplies		2,112.50		
Total Supplies		2,112.50		
Total 2340 Staff Relations And Negotiations Services	<u>515.00</u>	<u>3,943.62</u>		

DETAIL OF GENERAL FUND EXPENDITURES AND OTHER FINANCING USES

2350 Legal and Accounting Services

300 Purchased Professional & Technical Services

Total Purchased Professional & Technical Services

Total 2350 Legal and Accounting Services

Federal

Total

BEF Elementary

BEF Secondary

70,435.64

70,435.64

	<u>Elementary</u>	<u>Secondary</u>	<u>Federal</u>	<u>Total</u>	<u>BEF Elementary</u>	<u>BEF Secondary</u>
2360 Office Of The Superintendent (Exec Dir.) Svcs.						
100 <u>Personnel Services-Salaries</u>						
Total Personnel Services-Salaries				360,280.03		
200 <u>Personnel Services-Employee Benefits</u>						
210 Grp Ins - Contracted Provider				831.68		
220 Social Security Contributions				24,689.56		
230 PSERS Retirement Contributions				19,683.30		
240 Tuition Reimbursements				1,153.00		
270 Grp Ins - Self Insurance				49,279.30		
Total Personnel Services-Employee Benefits				95,636.84		
300 <u>Purchased Professional & Technical Services</u>						
Total Purchased Professional & Technical Services				10,987.49		
400 <u>Purchased Property Services</u>						
Total Purchased Property Services				9,342.00		
500 <u>Other Purchased Services</u>						
550 Printing & Binding				18,098.40		
580 Travel				10,356.94		
Total Other Purchased Services				28,455.34		
600 <u>Supplies</u>						
610 General Supplies				4,511.17		
630 Food				2,428.62		
Total Supplies				6,939.79		
700 <u>Property</u>						
750 Equipment - Original & Additional				392.00		
760 Equipment - Replacement				923.32		
Total Property				1,315.32		
800 <u>Other Objects</u>						
Total Other Objects				16,448.44		
Total 2360 Office Of The Superintendent (Exec Dir.) Svcs.				529,385.25		

	<u>Elementary</u>	<u>Secondary</u>	<u>Federal</u>	<u>Total</u>	<u>BEF Elementary</u>	<u>BEF Secondary</u>
2380 Office Of The Principal Services						
100 Personnel Services-Salaries						
Total Personnel Services-Salaries	926,850.86	898,182.82		1,824,033.68		
200 Personnel Services-Employee Benefits						
210 Grp Ins - Contracted Provider	3,186.51	3,437.81		6,624.32		
220 Social Security Contributions	68,006.14	65,523.22		133,529.36		
230 PSERS Retirement Contributions	54,542.60	50,236.82		104,779.42		
240 Tuition Reimbursements	1,229.00	2,390.10		3,619.10		
270 Grp Ins - Self Insurance	160,835.96	165,422.66		326,258.62		
Total Personnel Services-Employee Benefits	287,800.21	287,010.61		574,810.82		
400 Purchased Property Services						
Total Purchased Property Services	36,176.95	23,344.76		59,520.70		
500 Other Purchased Services						
550 Printing & Binding	2,227.59	15,370.52		17,598.11		
580 Travel	77.27	213.89		291.16		
Total Other Purchased Services	2,304.86	15,584.41		17,889.27		
600 Supplies						
610 General Supplies	3,233.79	5,130.27		8,364.06		
630 Food	313.87	471.44		785.31		
Total Supplies	3,547.66	5,601.71		9,149.37		
700 Property						
750 Equipment - Original & Additional	210.13	42.83		252.96		
760 Equipment - Replacement	115.67	720.49		836.16		
Total Property	325.80	763.32		1,089.12		
Total 2380 Office Of The Principal Services	<u>1,256,005.34</u>	<u>1,230,487.62</u>		<u>2,486,492.96</u>		

	<u>Federal</u>	<u>Total</u>	<u>BEF Elementary</u>	<u>BEF Secondary</u>
2400 Pupil Health				
100 <u>Personnel Services-Salaries</u>				
Total Personnel Services-Salaries		464,789.75		
200 <u>Personnel Services-Employee Benefits</u>				
210 Grp Ins - Contracted Provider		1,360.80		
220 Social Security Contributions		34,173.70		
230 PSERS Retirement Contributions		25,027.24		
240 Tuition Reimbursements		4,668.00		
270 Grp Ins - Self Insurance		81,445.32		
Total Personnel Services-Employee Benefits		146,675.06		
300 <u>Purchased Professional & Technical Services</u>				
Total Purchased Professional & Technical Services		277,635.47		
400 <u>Purchased Property Services</u>				
Total Purchased Property Services		883.21		
500 <u>Other Purchased Services</u>				
550 Printing & Binding		59.00		
580 Travel		67.00		
Total Other Purchased Services		126.00		
600 <u>Supplies</u>				
610 General Supplies	4,044.06	10,517.91		
Total Supplies	4,044.06	10,517.91		
700 <u>Property</u>				
760 Equipment - Replacement		919.00		
Total Property		919.00		
800 <u>Other Objects</u>				
Total Other Objects		83.00		
Total 2400 Pupil Health	4,044.06	901,629.40		

	<u>Federal</u>	<u>Total</u>	<u>BEF Elementary</u>	<u>BEF Secondary</u>
2500 Business				
100 <u>Personnel Services-Salaries</u>				
Total Personnel Services-Salaries	34,710.00	540,874.55		
200 <u>Personnel Services-Employee Benefits</u>				
210 Grp Ins - Contracted Provider	45.32	1,395.16		
220 Social Security Contributions	2,590.69	38,837.29		
230 PSERS Retirement Contributions	1,957.54	30,270.22		
270 Grp Ins - Self Insurance	5,150.85	102,238.23		
Total Personnel Services-Employee Benefits	9,744.40	172,740.90		
300 <u>Purchased Professional & Technical Services</u>				
Total Purchased Professional & Technical Services		40,727.50		
400 <u>Purchased Property Services</u>				
Total Purchased Property Services		35,398.00		
500 <u>Other Purchased Services</u>				
550 Printing & Binding		679.21		
580 Travel		756.87		
Total Other Purchased Services		1,436.08		
600 <u>Supplies</u>				
610 General Supplies		13,497.44		
Total Supplies		13,497.44		
700 <u>Property</u>				
760 Equipment - Replacement		543.34		
Total Property		543.34		
800 <u>Other Objects</u>				
Total Other Objects		7,721.68		
Total 2500 Business	<u>44,454.40</u>	<u>812,939.49</u>		

	<u>Elementary</u>	<u>Secondary</u>	<u>Federal</u>	<u>Total</u>	<u>BEF Elementary</u>	<u>BEF Secondary</u>
2600 Operation & Maintenance of Plant Services						
100 <u>Personnel Services-Salaries</u>						
Total Personnel Services-Salaries				1,779,831.88		
200 <u>Personnel Services-Employee Benefits</u>						
210 Grp Ins - Contracted Provider				4,261.46		
220 Social Security Contributions				131,776.90		
230 PSERS Retirement Contributions				108,227.69		
270 Grp Ins - Self Insurance				369,434.81		
Total Personnel Services-Employee Benefits				613,700.86		
300 <u>Purchased Professional & Technical Services</u>						
Total Purchased Professional & Technical Services				6,721.40		
400 <u>Purchased Property Services</u>						
Total Purchased Property Services				713,161.07		
500 <u>Other Purchased Services</u>						
523 General Property and Liability Insurance				142,332.00		
528 Other Insurance				118.28		
530 Communications				351.00		
550 Printing & Binding				1,546.50		
580 Travel				3,411.53		
Total Other Purchased Services				147,759.31		
600 <u>Supplies</u>						
610 General Supplies	122,447.25	236,377.12		358,824.37		
620 Energy				1,231,414.16		
Total Supplies				1,590,238.53		
700 <u>Property</u>						
750 Equipment - Original & Additional				7,093.37		
760 Equipment - Replacement				46,471.29		
Total Property				53,564.66		
800 <u>Other Objects</u>						
Total Other Objects				737.00		
Total 2600 Operation & Maintenance of Plant Services				4,905,714.71		

	<u>Federal</u>	<u>Total</u>	<u>BEF Elementary</u>	<u>BEF Secondary</u>
2700 Student Transportation Services				
100 Personnel Services-Salaries				
Total Personnel Services-Salaries		73,945.05		
200 Personnel Services-Employee Benefits				
210 Grp Ins - Contracted Provider		225.12		
220 Social Security Contributions		5,625.82		
230 PSERS Retirement Contributions		4,154.18		
270 Grp Ins - Self Insurance		3,674.37		
Total Personnel Services-Employee Benefits		13,679.49		
300 Purchased Professional & Technical Services				
Total Purchased Professional & Technical Services		129,430.06		
400 Purchased Property Services				
Total Purchased Property Services		223.60		
500 Other Purchased Services				
513 St Tr Svc-Contr Carrier	55,623.00	2,418,570.59		
516 St Tr Svc from the IU		59,634.13		
519 St Tr Svc From Other Sources		174,636.68		
540 Advertising		6,125.20		
550 Printing & Binding		175.05		
580 Travel		196.77		
Total Other Purchased Services	55,623.00	2,859,238.42		
600 Supplies				
610 General Supplies		17,833.38		
Total Supplies		17,833.38		
Total 2700 Student Transportation Services	55,623.00	2,894,349.99		

	<u>Federal</u>	<u>Total</u>	<u>BEF Elementary</u>	<u>BEF Secondary</u>
2800 Central				
100 <u>Personnel Services-Salaries</u>				
Total Personnel Services-Salaries	17,926.87	505,328.83		
200 <u>Personnel Services-Employee Benefits</u>				
210 Grp Ins - Contracted Provider	98.23	14,866.39		
220 Social Security Contributions	1,309.00	37,193.86		
230 PSERS Retirement Contributions	505.54	28,351.02		
250 Unemployment Compensation		22,301.90		
260 Workmen's Compensation		211,418.00		
270 Grp Ins - Self Insurance	5,408.63	93,744.38		
280 Other Post Employment Benefits (OPEB)		796,868.48		
290 Other Employee Benefits		3,000.00		
Total Personnel Services-Employee Benefits	7,321.40	1,207,744.03		
300 <u>Purchased Professional & Technical Services</u>				
Total Purchased Professional & Technical Services	799.00	26,822.18		
400 <u>Purchased Property Services</u>				
Total Purchased Property Services		63,499.00		
500 <u>Other Purchased Services</u>				
530 Communications		105,748.73		
540 Advertising		13,106.81		
550 Printing & Binding		7,602.25		
580 Travel	246.69	11,376.88		
Total Other Purchased Services	246.69	137,834.67		
600 <u>Supplies</u>				
610 General Supplies		70,093.39		
640 Books & Periodicals		84.76		
Total Supplies		70,178.15		
700 <u>Property</u>				
750 Equipment - Original & Additional		5,334.80		
760 Equipment - Replacement		901.08		
Total Property		6,235.86		
800 <u>Other Objects</u>				
Total Other Objects		17,701.75		
Total 2800 Central	<u>26,293.96</u>	<u>2,035,344.47</u>		

2900 Other Support Services

500 Other Purchased Services

590 Miscellaneous Purchased Services

Total Other Purchased Services

Total 2900 Other Support Services

<u>Federal</u>	<u>Total</u>	<u>BEF Elementary</u>	<u>BEF Secondary</u>
	56,997.57		
	56,997.57		
	<u>56,997.57</u>		

	<u>Federal</u>	<u>Total</u>	<u>BEF Elementary</u>	<u>BEF Secondary</u>
3000 Operation of Noninstructional Services				
100 Personnel Services-Salaries				
Total Personnel Services-Salaries	408.00	559,653.54		
200 Personnel Services-Employee Benefits				
210 Grp Ins - Contracted Provider		418.22		
220 Social Security Contributions	29.82	42,000.19		
230 PSERS Retirement Contributions	23.02	21,363.70		
270 Grp Ins - Self Insurance		27,351.92		
Total Personnel Services-Employee Benefits	52.84	91,134.03		
300 Purchased Professional & Technical Services				
Total Purchased Professional & Technical Services		124,941.30		
400 Purchased Property Services				
Total Purchased Property Services		33,041.39		
500 Other Purchased Services				
510 Student Transportation Services		107,419.04		
580 Travel		4,736.89		
Total Other Purchased Services		112,155.93		
600 Supplies				
610 General Supplies	6,807.08	87,199.72		
620 Energy		948.25		
630 Food	3,277.80	3,505.58		
640 Books & Periodicals		75.00		
Total Supplies	10,084.88	91,728.55		
700 Property				
750 Equipment - Original & Additional		6,196.89		
760 Equipment - Replacement		11,140.29		
Total Property		17,337.18		
800 Other Objects				
Total Other Objects		47,853.81		
Total 3000 Operation of Noninstructional Services	<u>10,545.72</u>	<u>1,077,845.73</u>		

	<u>Federal</u>	<u>Total</u>	<u>BEF Elementary</u>	<u>BEF Secondary</u>
3200 Student Activities				
100 Personnel Services-Salaries				
Total Personnel Services-Salaries		559,245.54		
200 Personnel Services-Employee Benefits				
210 Grp Ins - Contracted Provider		418.22		
220 Social Security Contributions		41,970.37		
230 PSERS Retirement Contributions		21,340.68		
270 Grp Ins - Self Insurance		27,351.92		
Total Personnel Services-Employee Benefits		91,081.19		
300 Purchased Professional & Technical Services				
Total Purchased Professional & Technical Services		124,941.30		
400 Purchased Property Services				
Total Purchased Property Services		33,041.39		
500 Other Purchased Services				
510 Student Transportation Services		107,419.04		
580 Travel		4,736.89		
Total Other Purchased Services		112,155.93		
600 Supplies				
610 General Supplies		80,392.64		
620 Energy		948.25		
640 Books & Periodicals		75.00		
Total Supplies		81,415.89		
700 Property				
750 Equipment - Original & Additional		6,196.89		
760 Equipment - Replacement		11,140.29		
Total Property		17,337.18		
800 Other Objects				
Total Other Objects		46,960.91		
Total 3200 Student Activities		1,066,179.33		

	<u>Federal</u>	<u>Total</u>	<u>BEF Elementary</u>	<u>BEF Secondary</u>
3300 Community Services				
100 Personnel Services-Salaries				
Total Personnel Services-Salaries	408.00	408.00		
200 Personnel Services-Employee Benefits				
220 Social Security Contributions	29.82	29.82		
230 PSERS Retirement Contributions	23.02	23.02		
Total Personnel Services-Employee Benefits	52.84	52.84		
600 Supplies				
610 General Supplies	6,807.08	6,807.08		
630 Food	3,277.80	3,505.56		
Total Supplies	10,084.88	10,312.66		
Total 3300 Community Services	10,545.72	10,773.50		

3400 Scholarships and Awards

800 Other Objects

Total Other Objects

Total 3400 Scholarships and Awards

Federal

Total

BEF Elementary

BEF Secondary

892.90

892.90

4000 Facilities Acquisition, Const. and Improve. Svcs.

700 Property

710 Land and Improvements

Total Property

Total 4000 Facilities Acquisition, Const. and Improve. Svcs.

Federal

Total

BEF Elementary

BEF Secondary

5,590.00

5,590.00

5,590.00

	<u>Federal</u>	<u>Total</u>	<u>BEF Elementary</u>	<u>BEF Secondary</u>
4200 Existing Site Improvement Services				
700 Property				
710 Land and Improvements		5,590.00		
Total Property		5,590.00		
Total 4200 Existing Site Improvement Services		<u>5,590.00</u>		

	<u>Total</u>
5000 Other Expenditures and Financing Uses	
800 <u>Other Objects</u>	
830 Interest	1,960,624.88
880 Refund of Prior Year's Receipts	66,035.11
Total Other Objects	2,026,659.99
900 <u>Other Financing Uses</u>	
910 Redemption of Principal	3,230,000.00
930 Fund Transfers	6,872,991.56
Total Other Financing Uses	10,102,991.56
Total 5000 Other Expenditures and Financing Uses	<u>12,129,651.55</u>

	<u>Total</u>
5100 Debt Service, Other Expenditures and Fin Uses	
800 <u>Other Objects</u>	
830 Interest	1,960,624.88
880 Refund of Prior Year's Receipts	66,035.11
Total Other Objects	2,026,659.99
900 <u>Other Financing Uses</u>	
910 Redemption of Principal	3,230,000.00
Total Other Financing Uses	3,230,000.00
Total 5100 Debt Service, Other Expenditures and Fin Uses	<u>5,256,659.99</u>

	<u>Total</u>
5110 Debt Service	
800 <u>Other Objects</u>	
830 Interest	1,913,732.52
Total Other Objects	1,913,732.52
900 <u>Other Financing Uses</u>	
910 Redemption of Principal	3,230,000.00
Total Other Financing Uses	3,230,000.00
Total 5110 Debt Service	<u>5,143,732.52</u>

5130 Refund of Prior Years' Revenues/Receipts	<u>Total</u>
800 <u>Other Objects</u>	
880 Refund of Prior Year's Receipts	66,035.11
Total Other Objects	66,035.11
Total 5130 Refund of Prior Years' Revenues/Receipts	<u>66,035.11</u>

5140 Short Term Borrowing - Interests and Costs

800 Other Objects

830 Interest

Total Other Objects

Total 5140 Short Term Borrowing - Interests and Costs

Total

46,892.36

46,892.36

46,892.36

5200 Interfund Transfers Out	<u>Total</u>
900 <u>Other Financing Uses</u>	
930 Fund Transfers	6,872,991.56
Total Other Financing Uses	6,872,991.56
Total 5200 Interfund Transfers Out	<u>6,872,991.56</u>

	<u>Total</u>
5230 Capital Projects Fund Transfers	
900 <u>Other Financing Uses</u>	
932 Capiti Resrv Fnd Transf (Sec 1431 Muni Code)	3,218,000.00
939 Other Fund Transfers	3,088,372.00
Total Other Financing Uses	6,306,372.00
Total 5230 Capital Projects Fund Transfers	<u>6,306,372.00</u>

5250 Enterprise Fund Transfers	<u>Total</u>
900 <u>Other Financing Uses</u>	
930 Fund Transfers	566,619.56
Total Other Financing Uses	566,619.56
Total 5250 Enterprise Fund Transfers	<u>566,619.56</u>

	<u>Amount</u>	<u>Total</u>
1000 <u>Instruction</u>		
1100 Regular Programs - E/S	23,599,706.82	
1200 Special and Gifted Education	7,262,708.11	
1300 Vocational Education Programs	1,460,031.38	
1400 Other Instructional Programs - E/S	1,939,562.90	
1500 Nonpublic School Programs	4,488.00	
1600 Adult Education Programs	60,377.12	
1700 Community / Junior College Education Programs	630,825.50	
		34,957,699.83
2000 <u>Support Services</u>		
2100 Pupil Personnel	3,036,081.04	
2200 Instructional Staff	1,930,715.10	
2300 Administration	3,276,228.75	
2400 Pupil Health	901,629.40	
2500 Business	812,939.49	
2600 Operation & Maintenance of Plant Services	4,905,714.71	
2700 Student Transportation Services	2,894,349.99	
2800 Central	2,035,344.47	
2900 Other Support Services	56,997.57	
		19,850,000.52
3000 <u>Operation of Noninstructional Services</u>		
3200 Student Activities	1,066,179.33	
3300 Community Services	10,773.50	
3400 Scholarships and Awards	892.90	
		1,077,845.73
4000 <u>Facilities Acquisition, Const. and Improve. Svcs.</u>		
4200 Existing Site Improvement Services	5,590.00	
		5,590.00
5000 <u>Other Expenditures and Financing Uses</u>		
5100 Debt Service, Other Expenditures and Fin Uses	5,256,659.99	
5200 Interfund Transfers Out	6,872,991.56	
		12,129,651.55
TOTAL ACTUAL EXPENDITURES OTHER FINANCING USES		<u><u>68,020,787.63</u></u>

(PRINCIPAL AMOUNTS ONLY)

ALL GOVERNMENTAL FUND TYPES	Short-Term Borrowing	General Obligation Bonds	Authority Building Obligations	Other Long-Term Debt	Other Post Employment Benefits (OPEB)	Compensated Absences	Total
1 Debt at Beginning of Fiscal Year		53,380,000				2,143,139	55,523,139
2 Additional Debt Incurred During Year							
3 Retirements and Repayments		3,230,000				97,978	3,327,978
4 Debt at End of Fiscal Year		50,150,000				2,045,161	52,195,161
<hr/>							
5 Current Portion P&I - Due within 1 year		3,490,000					3,490,000
6 Interest Paid during current fiscal year		1,913,733					1,913,733

(PRINCIPAL AMOUNTS ONLY)

ALL PROPRIETARY TYPE FUNDS	Short-Term Borrowing	General Obligation Bonds	Authority Building Obligations	Other Long-Term Debt	Other Post Employment Benefits (OPEB)	Compensated Absences	Total
1 Debt at Beginning of Fiscal Year						65,374	65,374
2 Additional Debt Incurred During Year							
3 Retirements and Repayments						5,608	5,608
4 Debt at End of Fiscal Year						59,766	59,766
<hr/>							
5 Current Portion P&I - Due within 1 year						57,060	57,060
6 Interest Paid during current fiscal year							

	Tuition Paid To Other LEAs During Fiscal Year	Portion of Total Tuition Paid Utilizing ARRA Funds
Tuition Paid to Other LEAs During Fiscal Year		
561 Tuition to Other School Districts Within the State	477,920.88	
562 Tuition to Charter Schools	1,364,917.64	
564 Tuition Paid to Area Vocational Technical Schools	37,196.46	
566 Tuition to Inst of Higher Ed and Tech Inst	590,604.50	
567 Tuition to Approved Private Schools	995,441.65	
568 Tuition to PRRIs and Detention Centers	72,210.83	
569 Tuition - Other	794,183.60	215,000.00
0560 Total Tuition Paid During Fiscal Year	4,332,475.56	215,000.00
	Tuition Paid To Other LEAs During Fiscal Year	Portion of Total Tuition Paid Utilizing ARRA Funds
0562 Sub Amounts		
562 Tuition to Charter Schools - Nonspecial Education	1,033,896.43	
562 Tuition to Charter Schools - Special Education	331,021.21	
Total Object 562 Paid During Fiscal Year	1,364,917.64	

DO NOT INCLUDE FEDERAL EXPENDITURES

FUNCTION-OBJECT	ELEMENTARY	SECONDARY	TOTAL
1100-322	958.35	1,413.88	2,372.23
1100-323	10,571.20	102,554.20	113,125.40
1100-324			
1100-329			
Total 320	11,529.55	103,968.08	115,497.83
1200-322	153,351.55	365,819.99	519,171.54
1200-323	88,250.25	72,204.75	160,455.00
1200-324	134.75	582.63	717.38
1200-329	169,520.23	109,656.66	279,176.89
Total 320	411,266.78	548,264.03	959,520.81
1300-322			
1300-323			
1300-324		55.00	55.00
1300-329		250.00	250.00
Total 320		305.00	305.00
2200-322	2,400.00		2,400.00
2200-323			
2200-324	6,917.00	8,757.05	15,674.05
2200-329	4,574.66	2,137.50	6,712.16
Total 320	13,891.66	10,894.55	24,786.21
2400-322	1,716.58		1,716.58
2400-323			
2400-324		320.00	320.00
2400-329			
Total 320	1,716.58	320.00	2,036.58
2450-322			
2450-323			
2450-324			
2450-329			
Total 320			
2900-322			
2900-323			
2900-324			
2900-329			
Total 320			

Capital Reserve Fund (Formerly Fund #21)

6/30/10 Ending Fund Balance Reported as Major Fund #21

6/30/10 Ending Fund Balance Reported as Non-major Fund

Total 6/30/10 Ending Fund Balance, Fund #21

Amount reclassified to the General Fund for FYE 6/30/2011

Amount reclassified to Capital Projects Fund for FYE 6/30/2011

Total Fund #21 Amount Reclassified

Capital Reserve Fund (Formerly Fund #22)

6/30/10 Ending Fund Balance Reported as Major Fund #22

15,317,599.00

6/30/10 Ending Fund Balance Reported as Non-major Fund

Total 6/30/10 Ending Fund Balance, Fund #22

15,317,599.00

Amount reclassified to the General Fund for FYE 6/30/2011

Amount reclassified to Capital Projects Fund for FYE 6/30/2011

15,317,599.00

Total Fund #22 Amount Reclassified

15,317,599.00

Athletic Fund #29

6/30/10 Ending Fund Balance Reported as Major Fund #29

6/30/10 Ending Fund Balance Reported as Non-major Fund

Total 6/30/10 Ending Fund Balance

Amount reclassified to the General Fund for FYE 6/30/2011

Amount retained in Fund 29 for FYE 6/30/11

Total Fund #29 Reclassified and/or Retained

Federal Revenues as reported in the General Fund Revenue Detail

Non-ARRA Revenue

Federal Revenue: 8110-8690, 8810-8830	1,522,210.10
Federal Pass Thru Revenue: 6831, 6832, 6839	824,220.00

Total Non-ARRA Federal Revenue 2,346,430.10

ARRA Revenue

Federal ARRA BEF Revenue: 8708	1,431,926.00
Federal ARRA Edujobs Revenue: 8709	847,519.00
Federal ARRA Revenue: 8701-8707, 8721-8799	340,727.40
Federal ARRA Pass Thru Revenue: 6833-6835	0.00

Total ARRA Federal Revenue 2,620,172.40

Federal Expenditures: as reported in the General Fund Expenditure Detail (Federal Column)

Function 1000	4,338,372.99
Function 2000	208,563.31
Function 3000	10,545.72
Function 4000	0.00
Function 5000	0.00

Total Federal Expenditures reported in General Fund 4,557,482.02

	<u>Elementary</u>	<u>Secondary</u>	<u>Total</u>
1243 Gifted Support			
100 Personnel Services-Salaries			
Total Personnel Services-Salaries	115,477.73	119,114.87	234,592.60
200 Personnel Services-Employee Benefits			
210 Grp Ins - Contracted Provider	201.48	219.00	420.48
220 Social Security Contributions	8,476.91	8,897.26	17,374.17
230 PSERS Retirement Contributions	6,507.48	6,718.21	13,225.69
270 Grp Ins - Self Insurance	19,208.58	17,088.34	36,296.92
Total Personnel Services-Employee Benefits	34,394.45	32,922.81	67,317.26
400 Purchased Property Services			
Total Purchased Property Services	50.00		50.00
600 Other Purchased Services			
510 Student Transportation Services	1,237.48	1,097.60	2,335.08
580 Travel	997.47	586.74	1,584.21
Total Other Purchased Services	2,234.95	1,684.34	3,919.29
800 Supplies			
610 General Supplies	203.42		203.42
640 Books & Periodicals	125.93	709.41	835.34
Total Supplies	329.35	709.41	1,038.76
800 Other Objects			
Total Other Objects	54.00	852.00	906.00
Total 1243 Gifted Support	<u>152,540.48</u>	<u>155,283.43</u>	<u>307,823.91</u>

	<u>Elementary</u>	<u>Federal</u>	<u>Total</u>	<u>BEF Elementary</u>	<u>BEF Secondary</u>
1280 Special Programs - Early Intervention Support					
300 Purchased Professional & Technical Services					
Total Purchased Professional & Technical Services	4,026.00		4,026.00		
Total 1280 Special Programs - Early Intervention Support	<u>4,026.00</u>		<u>4,026.00</u>		

	<u>Elementary</u>	<u>Secondary</u>	<u>Federal</u>	<u>Total</u>	<u>BEF Elementary</u>	<u>BEF Secondary</u>
2250 School Library Services						
100 <u>Personnel Services-Salaries</u>						
Total Personnel Services-Salaries	168,089.66	354,343.66		520,433.32		
200 <u>Personnel Services-Employee Benefits</u>						
210 Grp Ins - Contracted Provider	548.01	1,327.71		1,875.72		
220 Social Security Contributions	11,509.71	26,997.62		38,507.33		
230 PSEERS Retirement Contributions	8,461.45	19,959.56		28,421.01		
240 Tuition Reimbursements	4,593.00			4,593.00		
270 Grp Ins - Self Insurance	27,711.09	69,802.80		97,513.99		
Total Personnel Services-Employee Benefits	52,823.26	118,087.79		170,911.05		
300 <u>Purchased Professional & Technical Services</u>						
Total Purchased Professional & Technical Services	300.00	100.00		400.00		
400 <u>Purchased Property Services</u>						
Total Purchased Property Services		1,634.28		1,634.28		
500 <u>Other Purchased Services</u>						
580 Travel	1,069.65	127.40		1,197.05		
Total Other Purchased Services	1,069.65	127.40		1,197.05		
600 <u>Supplies</u>						
610 General Supplies	14,157.30	28,463.82		42,621.12		
640 Books & Periodicals	40,151.61	45,535.42		85,687.03		
Total Supplies	54,308.91	73,999.24		128,308.15		
700 <u>Property</u>						
760 Equipment - Replacement		475.54		475.54		
Total Property		475.54		475.54		
800 <u>Other Objects</u>						
Total Other Objects	96.00	204.00		300.00		
Total 2250 School Library Services	274,687.48	548,971.91		823,659.39		

2750 Nonpublic Transportation

500 Other Purchased Services

513 St Tr Svc-Contr Carrier

Total Other Purchased Services

Total 2750 Nonpublic Transportation

Total

1,882.83

1,882.83

1,882.83

I.	<u>Student Transportation Services for Educational Field Trips</u>	2,195.57
II.	<u>Student Transportation Services for Student Activities</u>	103,959.42
III.	<u>Rental of Vehicles for Student Transportation Services</u>	
IV.	<u>Capital Reserve (Special Revenue) Fund</u>	

Include only district-owned transportation expenditures paid from State or local money.
DO NOT include federal expenditures or payments to contract service providers.
Contracted transportation services should not be recorded on this schedule.

Function	Object	Amount	Function	Object	Amount	Function	Object	Amount
----------	--------	--------	----------	--------	--------	----------	--------	--------

NOTE: Only reimbursable encumbrances will be included
in your Actual Instructional Expense calculation.

TOTAL ENCUMBRANCES:

2010-2011 ~~Fisc~~-2057 Annual Financial Report - 06/30/2011 Fiscal Year End

School: 115211103 Carlisle Area SD

County: Cumberland

Printed 10/31/2011 3:06:41

Adjustments Schedule (ADJU)

Fund 30 Only

Page SCHED-7

NOTE: Report expenditures that are paid out of the special revenue fund and/or capital project fund that would be considered reimbursable if they were made from the general fund. See Instructions.

NOTE: You Must Complete This Schedule if You Desire A Certified Restricted Indirect Cost Rate

Expenditures considered allowable indirect costs for the listed functions, and a brief explanation of those expenditures.

Function	Indirect Costs (General Fund Only)	Termination or Leave Payout Salaries Object 115	Explanation
2300			General Audit expenditures only
2310			Business Manager expenditures coded to 2310**
2500			
2830			
2840			
Total			

** Function 2310 should only be used to report Business Manager related expenditures if the Business Manager also holds the position of Board Secretary.

All Termination/Leave Payout Salaries	
Function-Object	Amount
1000-115	
2000-115	
3000-115	
Total	

On the schedule below, report the amount of expenditures by fund for the functions and objects listed. These expenditures are considered (1) unallowable as indirect costs and must be eliminated from the indirect cost calculation, (2) included in the base for allocation, or (3) are allowable as indirect costs but are not reported in the Annual Financial Report. All other expenditures used in the Indirect Cost Rate Computation are reported in the Annual Financial Report.

General Fund Expenditures	
Function-Object	Amount
1000-322	
1000-323	
1200-594	
1200-597	
2300-820	
2900-595	
2900-596	
2990-899	

Cafeteria Fund Food Expense	
Function-Object	Amount
3100-571	
3100-630	

LEA acknowledges that calculation of a Restricted Indirect Cost Rate is not being requested for 2012 - 2013

LEA acknowledges there are no 2990-899 pass thru funds to report.

LEA acknowledges there are no Termination Leave Payout Salaries to report.

FUNCTION	SPECIAL EDUCATION	NONSPECIAL EDUCATION	TOTAL
2120 Guidance Services	335,432.00	1,341,726.55	1,677,158.55
2140 Psychological Services	240,914.00	2,433.11	243,347.11
2150 Speech Pathology And Audiology Services	516,942.00	5,221.59	522,163.59
2160 Social Work Services	64,858.00	7,206.93	72,064.93
2260 Instruction and Curriculum Development Services	175,200.00	798,133.09	973,333.09
2350 Legal and Accounting Services	129.50	70,306.14	70,435.64
2420 Medical Services	50,347.00	229,358.78	279,705.78
2440 Nursing Services	111,649.00	508,620.87	620,269.87
2700 Student Transportation Services	1,256,404.59	1,637,945.40	2,894,349.99
TOTAL	2,751,876.09	4,600,952.46	7,352,828.55

**Benefits for Staff Relative to
Collective Bargaining Agreements**

	OBJECT	COVERED	NOT COVERED	TOTAL
10 General Fund				
	211 Medical Insurance			
	212 Dental Insurance			
	215 Eye Care Insurance	27,108.42	16,805.45	43,913.87
	216 Prescription Insurance			
	271 Self-Insurance Medical Health Benefits	3,364,413.23	1,795,248.32	5,159,661.55
	272 Self-Insurance Dental Health Benefits	215,619.51	140,463.85	356,083.36
	275 Self-Insurance Eye Care Health Benefits			
	276 Self-Insurance Prescription Health Benefits			
	FUND TOTAL	3,607,141.16	1,952,517.62	5,559,658.78
50 Enterprise Fund				
	211 Medical Insurance			
	212 Dental Insurance			
	215 Eye Care Insurance		2,334.46	2,334.46
	216 Prescription Insurance			
	271 Self-Insurance Medical Health Benefits		143,768.16	143,768.16
	272 Self-Insurance Dental Health Benefits		18,996.32	18,996.32
	275 Self-Insurance Eye Care Health Benefits			
	276 Self-Insurance Prescription Health Benefits			
	FUND TOTAL		165,098.94	165,098.94
80 Internal Service Fund				
	211 Medical Insurance			
	212 Dental Insurance			
	215 Eye Care Insurance			
	216 Prescription Insurance			
	271 Self-Insurance Medical Health Benefits			
	272 Self-Insurance Dental Health Benefits			
	275 Self-Insurance Eye Care Health Benefits			
	276 Self-Insurance Prescription Health Benefits			
	FUND TOTAL			
	TOTAL FOR ALL FUNDS	3,607,141.16	2,117,616.56	5,724,757.72

LEA acknowledges there were no ARRA funded expenditures

<u>General Fund Expenditures: Functions</u>	1000	2000	3100	3200	3300	4000	Object Total
100 Personnel Services-Salaries	2,229,866.71						2,229,866.71
200 Personnel Services-Employee Benefits	175,305.44						175,305.44
300 Purchased Professional & Technical Service							
400 Purchased Property Services							
500 Other Purchased Services	215,000.00						215,000.00
600 Supplies							
700 Property							
810 Dues And Fees							
820 Claims and Judgments Against the LEA							
890 Miscellaneous Expenditures							
Total GF Expenditures: Functions	2,620,172.15						2,620,172.15

<u>General Fund Expenditures: Sub Functions</u>	1500	1600	1700	2280	2450	2750	Object Total
100 Personnel Services-Salaries							
200 Personnel Services-Employee Benefits							
300 Purchased Professional & Technical Service							
400 Purchased Property Services							
500 Other Purchased Services							
600 Supplies							
700 Property							
810 Dues And Fees							
820 Claims and Judgments Against the LEA							
890 Miscellaneous Expenditures							
Total GF Expenditures: Sub Functions							

<u>Enterprise Fund Expenses</u>	Fund 51	Funds 52-58	Account Total
100 Salaries			
200 Employee Benefits			
300 Purchased Professional and Technical Servi			
400 Purchased Property Services			
500 Other Purchased Service			
600 Supplies			
700 Property			
810 Dues and Fees			
820 Claims and Judgments Against the LEA			
890 Other Operating Expenditures			
Total Enterprise Fund Expenses			